



WELCOME TO ADOLPHUS ELEMENTARY

2023-2024

WE ARE RIDING THE WAVE OF
SUCCESS!

MEET THE SECOND GRADE TEAM

- Kelley Falleroni – ELAR, Social Studies
 - kfalleroni@lcisd.org
- Sarah Parks – Math, Science, Social Studies
 - Sarah.Parks@lcisd.org
- Amy Stine – ELAR, Social Studies
 - Amy.Stine@lcisd.org
- Elizabeth Gonzales – Math, Science, Social Studies
 - Elizabeth.Gonzales@lcisd.org
- Ruth Brotzman – ELAR, Social Studies
 - Ruth.Brotzman@lcisd.org
- Amanda Brumm – Math, Science, Social Studies
 - Amanda.Brumm@lcisd.org
- Lisa Moss – Math, Science, Social Studies
 - lmoss@lcisd.org
- Julia Morrison – ELAR, Social Studies
 - Julia.Morrison@lcisd.org



2ND GRADE DAILY SCHEDULE

7:05	Students Arrive/Unpack
7:15	Announcements/ Warm up
7:25 – 9:15	Block 1: homeroom teacher
9:15 – 9:45	Social Studies
9:45 – 10:00	Block 2: Switch Teacher
10:00 – 10:30	Bulldog Learning Time
10:30 – 11:00	Recess
11:00 – 11:30	Lunch
11:30 – 1:30	Block 2: Switch Teacher
1:30 - 1:40	Switch Classes/ Pack up
1:40-2:30	Specials

WEEKLY NEWSLETTER


- The newsletter will be electronically distributed every Friday through Canvas.
- Newsletters will include events, objectives, upcoming major grade dates, and other information deemed necessary by the grade level.
- Please make sure that you are signed up and have access to Canvas



Canvas is our district's Learning Management System. Communications and information can be shared through this tool. Follow these 3 easy steps to ensure you are kept up-to-date with your student's education.

<p>1 Sign in and set your password.</p> <p>A checklist is below. Need further assistance?</p> <p>1st Time Parent Login to Canvas:</p> <ul style="list-style-type: none"><input type="checkbox"/> Make sure you have a valid email in Skyward<input type="checkbox"/> Open the Canvas login page<input type="checkbox"/> Select "Forgot Password"<input type="checkbox"/> Go to your email account<input type="checkbox"/> Open the email from Canvas and create a new password<input type="checkbox"/> Login to Canvas with email address and new password	<p>2 Set Notifications/Add Cell Number</p> <ul style="list-style-type: none">• Notification Settings to turn on: Announcements and Conversations <p>Need further assistance? Check out these resources: bit.ly/canvaslcisd</p>
	<p>3 Stay Connected</p> <p>Download the Canvas app for your phone.</p> <p> https://goo.gl/uE67H</p> <p> https://goo.gl/XK1ebi</p>

COMMUNICATION




- Red Tuesday Folders

- sent home every **Tuesday**
- Contains graded work from the week **before** and papers from the front office.
- Please check these folders each Tuesday, review papers, and return the empty folder the next day.



- Daily take home folder

- expectation page inside – currently purple, changes every 9 weeks
- Daily homework will be in the back pockets
- **please initial and return to school daily**



ADOLPHUS' EXPECTATIONS

Expectation Cards will be marked with a number or letter that corresponds with the behavior that needs improvement. Please refer to chart at the bottom of the card for clarification.

If the box is blank, there were NO behavior concerns during the day.

Work Habits

1. Uses time wisely
2. Listens attentively
3. Follows directions
4. Participates in class
5. Completes Homework
6. Works Independently

Social Behaviors

- A. Display Positive Attitude
- B. Respects Authority
- C. Respects Others
- D. Exercise Self Control
- E. Works Well With Others

What is PBIS?

An evidence-based tiered framework for supporting students' behavioral, academic, social-emotional, and mental health.



Why PBIS?

To improve student outcomes, reduce exclusionary discipline and improve teacher outcomes.

BULLDOG EXPECTATIONS

- Be responsible.
- Be a problem solver.
- Be respectful.
- Practice self control.

When following Bulldog Expectations, students will be rewarded Dojo Points to "purchase" items from their classroom Bulldog Store and campus wide PBIS rewards.

House System-PBIS Connection

Students can exchange Dojo Points for House Points. House Points are connected to our Character Counts pillars which correlate with our Bulldog Expectations.



For more information on PBIS, please refer to our Adolphus website.

ADOLPHUS SCHOOL WIDE HOUSES

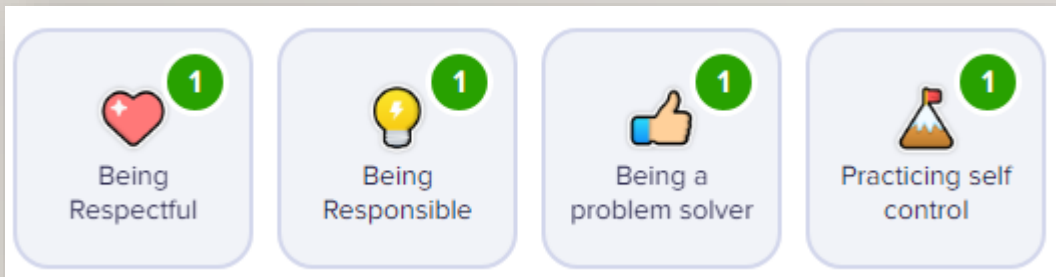
- Each new student was assigned a house this year.
- Students will remain in the same house the entire time they are at Adolphus.
- Each of the six-character trait pillars are represented through the different houses.
- Students will participate in “house” activities with other students assigned to the same house.
- House Points will be awarded to students throughout the year.



CLASSROOM REWARDS



STUDENTS WILL WORK TO EARN CLASS DOJO POINTS DAILY BY MAKING GOOD CHOICES THROUGHOUT THE DAY.



CLASSROOM CONSEQUENCES

Steps that will be taken by the teacher:

1. Signal (hand gesture)
2. Verbal reminder
3. Private conversation with student and folder placed on teacher table
4. Mark on Expectations Card in Daily Folder
5. Note/email home

GRADES

- **Math:**
 - minimum of 9 grades (7 minor and 2 major)
- **ELAR, Science, and Social Studies:**
 - minimum of 7 grades (5 minor and 2 major)
- Go to **LCISD.org**. Click **“Family Access”** to view your child’s grades at any time through **Skyward**.
 - You can also adjust your settings to get daily/weekly grade alerts on skyward.

REASSESSMENT GUIDELINES



- A teacher shall provide corrective instruction and a reasonable opportunity to reassess failure to master TEKS on **major** grades.
- **The highest possible grade that can be earned and recorded on the reassessment is a 70.**
- The teacher will make a note in Skyward when grades are a reassessment.
- **Minor grades, district exams, compositions, and student projects are NOT subject to reassessment guidelines.**

ENGLISH LANGUAGE ARTS

- Science of Reading
- Small group instruction
- Reading assessments
- GRA testing
- Writing across all content areas
- Phonics



SOUND WALLS

VOWEL VALLEY

ALL VOWEL SOUNDS ARE VOICED

The Vowel Valley chart displays the following vowel sounds and examples:

- /ē/**: bee, sea, key
- /i/**: machine, machine
- /ā/**: machine, machine
- /ē/**: machine, machine
- /ā/**: machine, machine
- /ā/**: machine, machine
- /i/**: machine, machine
- /ū/**: machine, machine
- /oi/**: machine, machine
- /ou/**: machine, machine
- /e/**: banana
- /ə/**: machine, machine
- /ū/**: machine, machine
- /yū/**: machine, machine
- /ō/**: machine, machine
- /oo/**: machine, machine
- /ō/**: machine, machine
- /aw/**: machine, machine
- /er/**: machine, machine
- /ar/**: machine, machine
- /or/**: machine, machine
- /a/**: machine, machine
- /ā/**: machine, machine
- /ē/**: machine, machine
- /ā/**: machine, machine
- /i/**: machine, machine
- /ū/**: machine, machine
- /ō/**: machine, machine
- /er/**: machine, machine
- /ar/**: machine, machine
- /or/**: machine, machine
- /oi/**: machine, machine
- /ou/**: machine, machine
- /e/**: machine, machine
- /ə/**: machine, machine
- /ū/**: machine, machine
- /yū/**: machine, machine
- /ō/**: machine, machine
- /oo/**: machine, machine
- /ā/**: machine, machine
- /ē/**: machine, machine
- /ā/**: machine, machine
- /i/**: machine, machine
- /ū/**: machine, machine
- /ō/**: machine, machine
- /er/**: machine, machine
- /ar/**: machine, machine
- /or/**: machine, machine

	LIPS TOGETHER	TEETH ON BOTTOM LIP	TONGUE BETWEEN TEETH	TONGUE BEHIND TOP TEETH	LIPS ROUND TONGUE PULLED BACK	BACK OF TONGUE LIFTED	BACK OF THROAT
STOPS							
AFFRICATES							
NASALS							
FRICATIVES							
GLIDES							
LIQUIDS							

© Christina Witter - www.mrswitterforall.com

Guided Reading Assessment Levels (GRA)

GRA/EDL Independent Reading Levels

	1 st Nine Weeks	2 nd Nine Weeks	3 rd Nine Weeks *Level will not be listed on the report card. Parents should contact their teacher for progress update.	4 th Nine Weeks
Kindergarten	A(1) *Level will not be reported on the Checklist	B(2)	C(3-4)	D(6)
First Grade	E(8)	F(10)	H (14)	I(16)
Second Grade	J(18)	K(20)	L(24)	M(28)

HOMework

Monday	Tuesday	Wednesday	Thursday	Friday
Science and Math Homework pages go home	Typing Club for 20 minutes. Sign in through Class Link	Read 20 minutes and practice High Frequency words located in daily folders	Complete all homework – due tomorrow	Math and Science Homework pages turned in.
Complete 5 Dreambox lessons by Friday.				

DREAMBOX DISTRICT EXPECTATION

FOR STUDENTS TO MAKE PROGRESS
IT IS RECOMMENDED THAT STUDENTS


COMPLETE 5 LESSONS PER WEEK.



HOW TO ACCESS DREAMBOX




To access on a PC,
your student needs to log in to Classlink
and click on the Dreambox icon.



To access Dreambox on an iPad,
**download the Classlink app
and the Dreambox app.**
Login the Classlink app. Click on
the Dreambox icon.

It will prompt you to launch the Dreambox app.
The program will automatically open in the app.



TIPS FOR PARENTS

- Encourage students to FINISH a full lesson.
- Encourage them to use the “Help”
- Use only the program.
No pencil, paper, or calculator
- **Don't help students answer problems.**
- Encourage a growth mindset. It is okay for students to make mistakes and try their own ideas!



CLASSROOM SNACK



PLEASE BRING HEALTHY SNACKS
THAT ARE NOT MESSY

Healthy Snack Ideas:

- Fruit (such as blueberries, strawberries, grapes, apples)
- Vegetables (such as carrots, bell peppers, broccoli, celery)
- Crackers
- Cheese
- Raisins
- Animal Crackers
- Pretzels
- Skinny Pop
- Granola Bars
- Fruit Bars
- Non-sugary cereals

Do NOT send the snacks below

Not-So-Healthy Snacks Examples:

- Chocolate
- Candy
- Cookies
- Sugary Cereals
- Dessert type snacks

Messy Snack Examples:

These snacks can stain and destroy their
hard work on their assignments.

- Cheetos
- Takis
- Fruit cups with liquids
- Drinkable snacks or juices
- Snacks needing utensils

WATER BOTTLES

Please send water bottles every day.

Water bottles must be spill proof. Bottles are carried in tubs from class to class with student supplies, so it is important they do not spill when turned on their side.

THE ONLY LIQUID ALLOWED IN CLASS IS WATER.



MORNING PROCEDURES

- **Students remain in the gym prior to 7:00am.**
 - They are expected to read quietly in the gym.
 - **Keep a book in your child's backpack to read each morning.**
- **Early arrival is important to help your child have a smooth stress-free start to their day.**
 - Please give enough time for students eating breakfast on campus to go through the café line, eat, and arrive to class by 7:00am.
 - We start morning warmup upon student arrival to class at 7:00am.

ABSENCES / ATTENDANCE

- If an absence is necessary, send a written excuse with your child the day they return in their daily folder.
- Five or more consecutive absences requires a doctor's note upon return to school.

EVERY DAY COUNTS!

1 OR 2 DAYS A WEEK DOESN'T SEEM LIKE MUCH BUT ...

If your child misses...	That equals ...	Which is ...	And over 13 years of schooling that's ...
1 day every 2 weeks	20 days per year	4 weeks per year	Nearly 1-1/2 years of school
1 day per week	40 per year	8 weeks per year	Over 2-1/2 years of school
2 days per week	80 days per year	10 weeks per year	Over 5 years
3 days per week	120 days per year	24 weeks per year	Nearly 8 years

HOW ABOUT 10 MINUTES LATE A DAY? SURELY THAT WON'T AFFECT MY CHILD!

He/she is only missing just ...	That equals ...	Which is ...	And over 13 years schooling that's ...
10 min. per day	50 min. per week	Nearly 1-1/2 weeks per year	Nearly 1/2 year
20 min. per day	1 hr. 40 min. per week	Over 2-1/2 weeks per year	Nearly 1 year
30 min. per day	Half a day per week	4 weeks per year	Nearly 1-1/2 years
1 hour per day	1 day per week	8 weeks per year	Over 2-1/2 years

**Your kids are
awesome!**

**Thanks for being a
great audience!**

