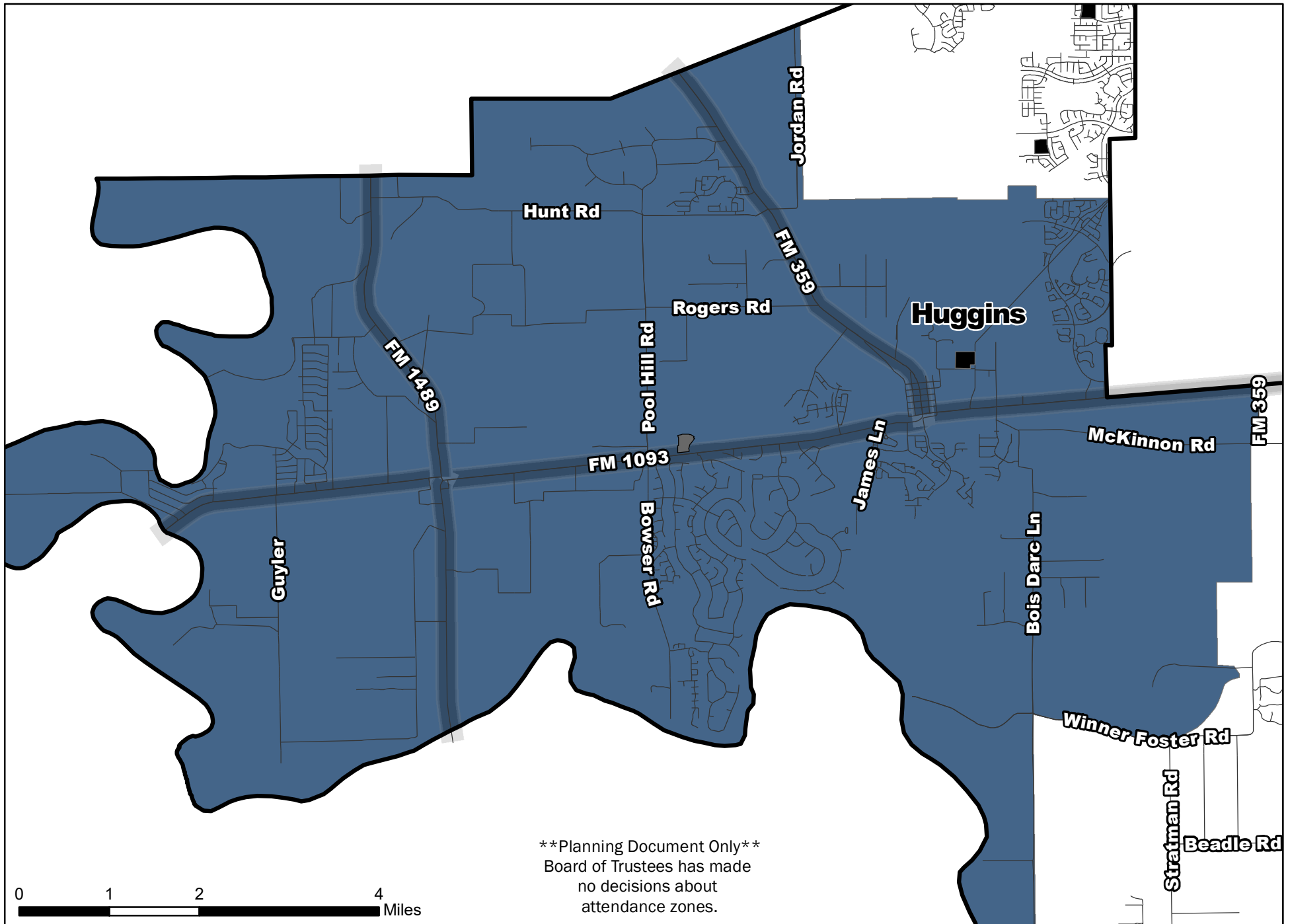
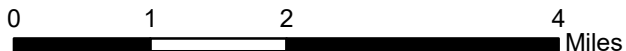


2020-21 Elementary Attendance Zones

Lamar CISD -- Rezoning for Morgan Elementary

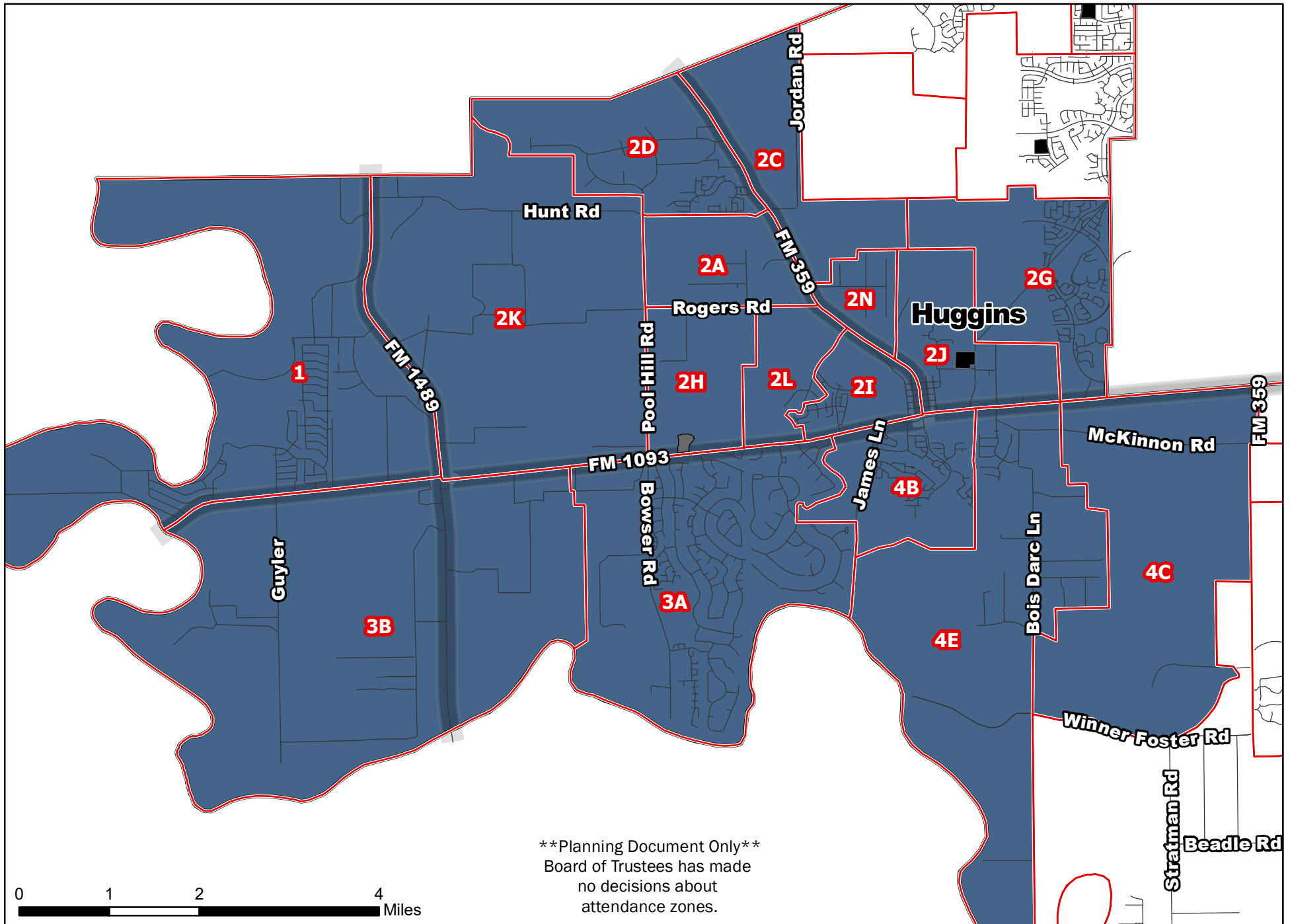


****Planning Document Only****
Board of Trustees has made
no decisions about
attendance zones.

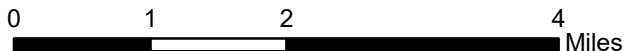


2020-21 Elementary Attendance Zones

Lamar CISD -- Rezoning for Morgan Elementary

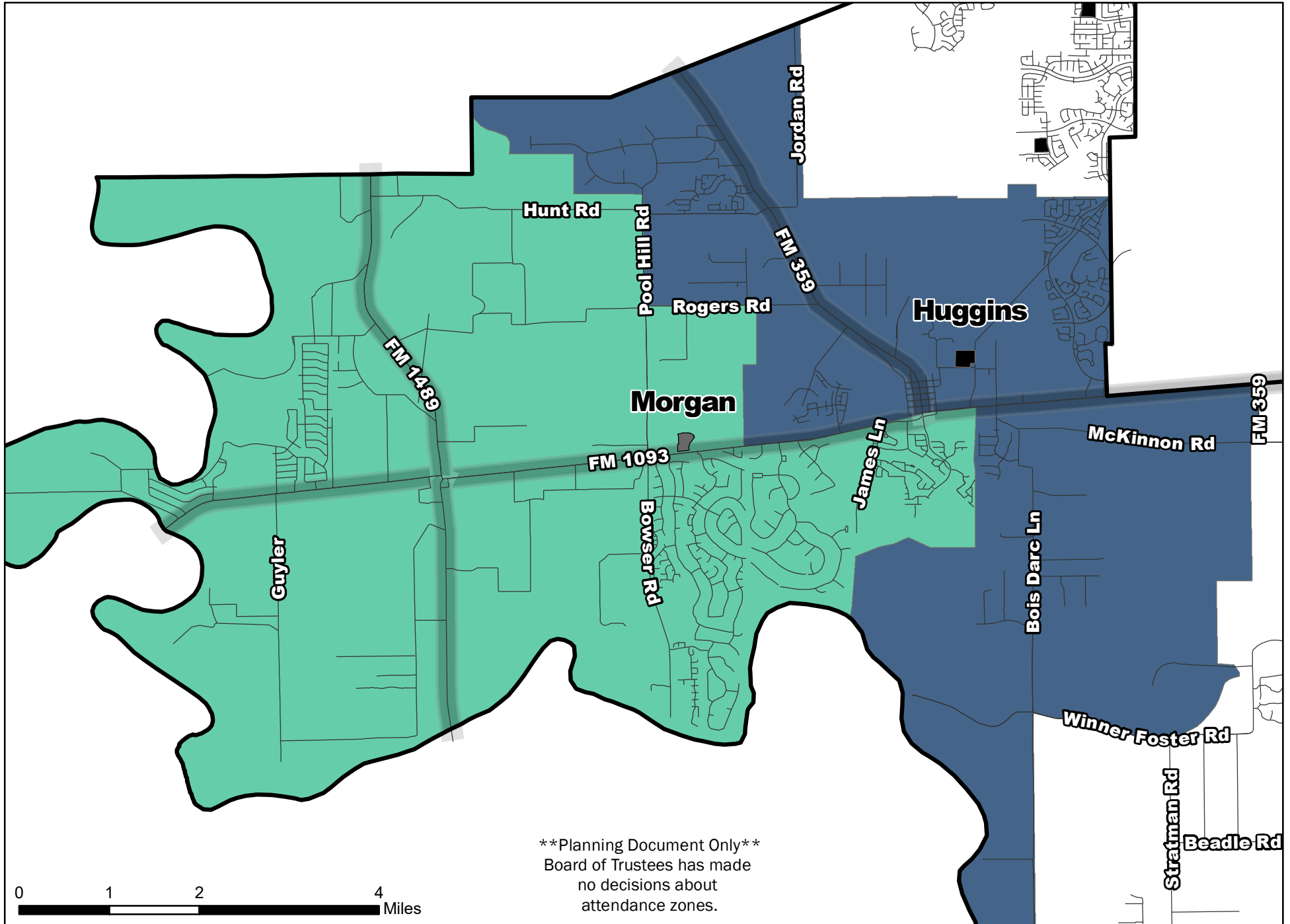


****Planning Document Only****
Board of Trustees has made
no decisions about
attendance zones.




Zoning Option 1

Lamar CISD -- Rezoning for Morgan Elementary

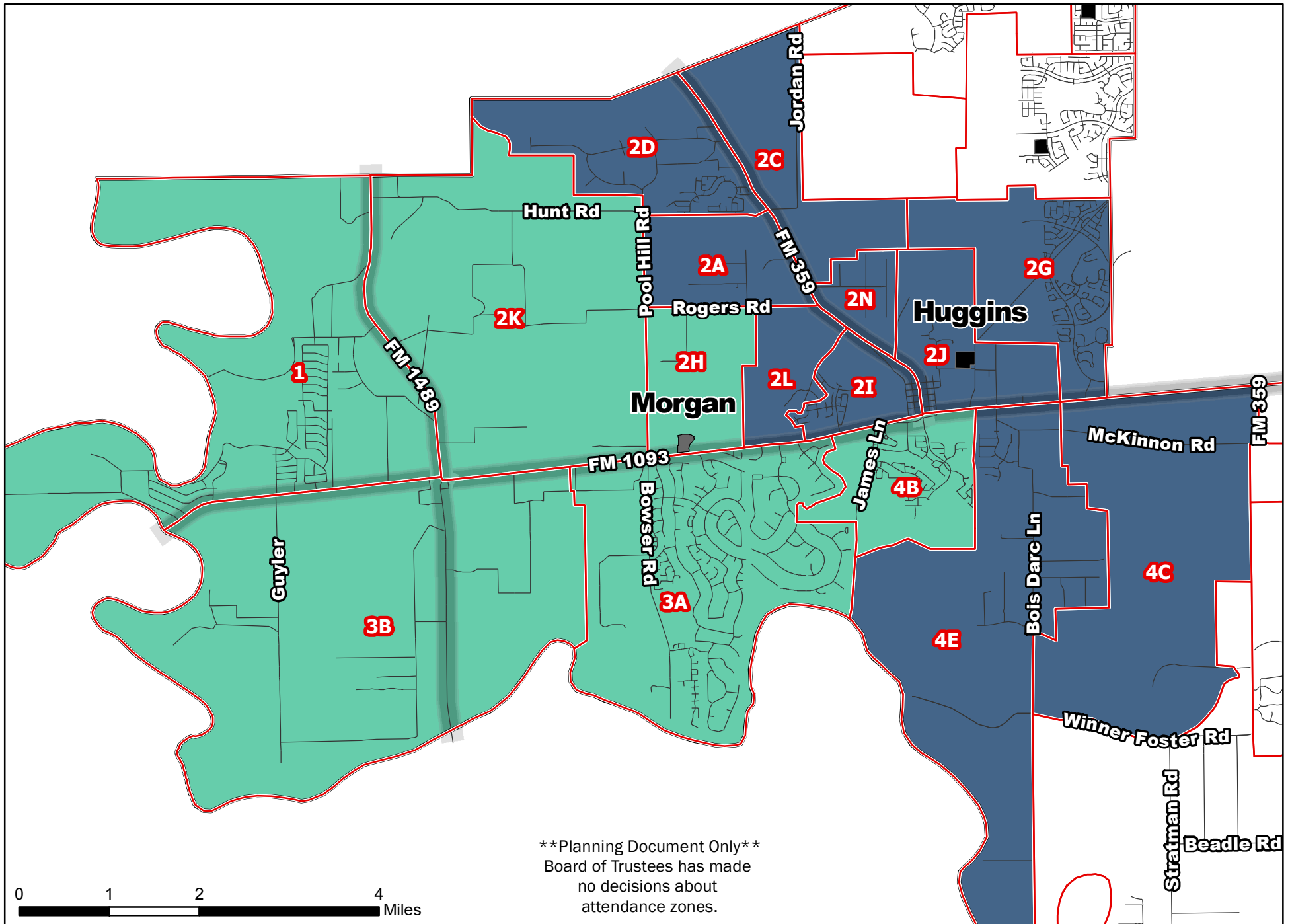


****Planning Document Only****
Board of Trustees has made
no decisions about
attendance zones.




Zoning Option 1

Lamar CISD -- Rezoning for Morgan Elementary



****Planning Document Only****
Board of Trustees has made
no decisions about
attendance zones.



Lamar CISD Morgan Elementary Rezoning
 Projected Resident Elementary Students



Current Zones	2020-21*	2021-22	2022-23	2023-24	2024-25	2025-26	2026-27	2027-28	2028-29	2029-30
Huggins										
Students Projected	862	1,007	1,201	1,459	1,746	2,092	2,445	2,798	3,182	3,605
Capacity	650	650	650	650	650	650	650	650	650	650
Percent Utilization	133%	155%	185%	224%	269%	322%	376%	430%	490%	555%
Student Margin	-212	-357	-551	-809	-1,096	-1,442	-1,795	-2,148	-2,532	-2,955
Option 1										
Huggins										
Students Projected	288	398	564	781	1,033	1,322	1,619	1,920	2,243	2,593
Capacity	650	650	650	650	650	650	650	650	650	650
Percent Utilization	44%	61%	87%	120%	159%	203%	249%	295%	345%	399%
Student Margin	362	252	86	-131	-383	-672	-969	-1,270	-1,593	-1,943
Morgan										
Students Projected	574	609	637	678	713	770	826	878	939	1,012
Capacity	750	750	750	750	750	750	750	750	750	750
Percent Utilization	77%	81%	85%	90%	95%	103%	110%	117%	125%	135%
Student Margin	176	141	113	72	37	-20	-76	-128	-189	-262

* Note: These numbers are projections of resident students that were developed in January 2020 (pre-COVID). The current enrollment at Huggins is lower than shown here. However, PASA expects the majority of the students who were kept at home in 2020-21 due to health concerns will return in 2021-22. This "COVID recapture" will be factored into the new projections developed in Jan 2021.

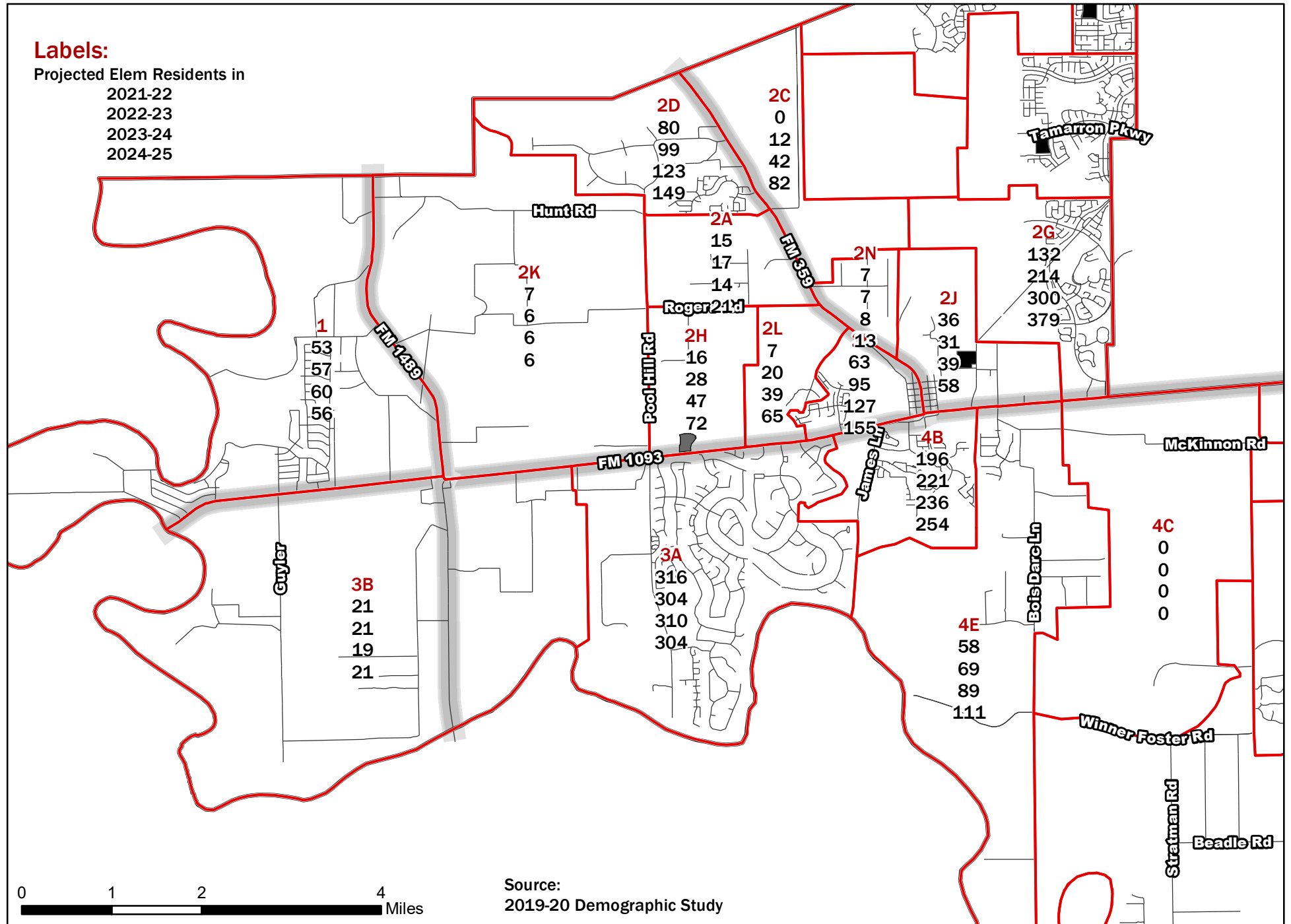
Projected Elementary Residents by Planning Unit

Lamar CISD -- Rezoning for Morgan Elementary



Labels:

Projected Elem Residents in
 2021-22
 2022-23
 2023-24
 2024-25



Source:
 2019-20 Demographic Study

**Projected EE-5th Grade Resident Students
by Planning Unit**



Planning Unit	2020-21*	2021-22	2022-23	2023-24	2024-25	2025-26	2026-27	2027-28	2028-29	2029-30
1	52	53	57	60	56	57	58	59	60	62
2A	18	15	17	14	21	27	40	53	66	84
2C	0	0	12	42	82	131	188	257	339	431
2D	59	80	99	123	149	181	208	225	243	262
2G	77	132	214	300	379	451	501	543	586	635
2H	12	16	28	47	72	103	135	167	199	231
2I	33	63	95	127	155	192	231	273	316	359
2J	41	36	31	39	58	88	123	160	199	242
2K	6	7	6	6	6	6	6	6	10	16
2L	1	7	20	39	65	97	130	168	206	244
2N	8	7	7	8	13	19	25	31	37	43
3A	309	316	304	310	304	306	304	300	298	300
3B	18	21	21	19	21	21	21	21	21	21
4B	177	196	221	236	254	277	302	325	351	382
4C	0	0	0	0	0	0	10	24	43	63
4E	51	58	69	89	111	136	163	186	208	230

* Note: These numbers are projections of resident students that were developed in January 2020 (pre-COVID). The current population is lower than shown here. However, PASA expects the majority of the students who were kept at home in 2020-21 due to health concerns will return in 2021-22. This "COVID recapture" will be factored into the new projections developed in Jan 2021.

Subdivisions and Apartments

Lamar CISD -- Rezoning for Morgan Elementary

