



# LAMAR CISD

Lamar CISD Morgan Elementary  
Attendance Boundary Committee

**January 11, 2021**

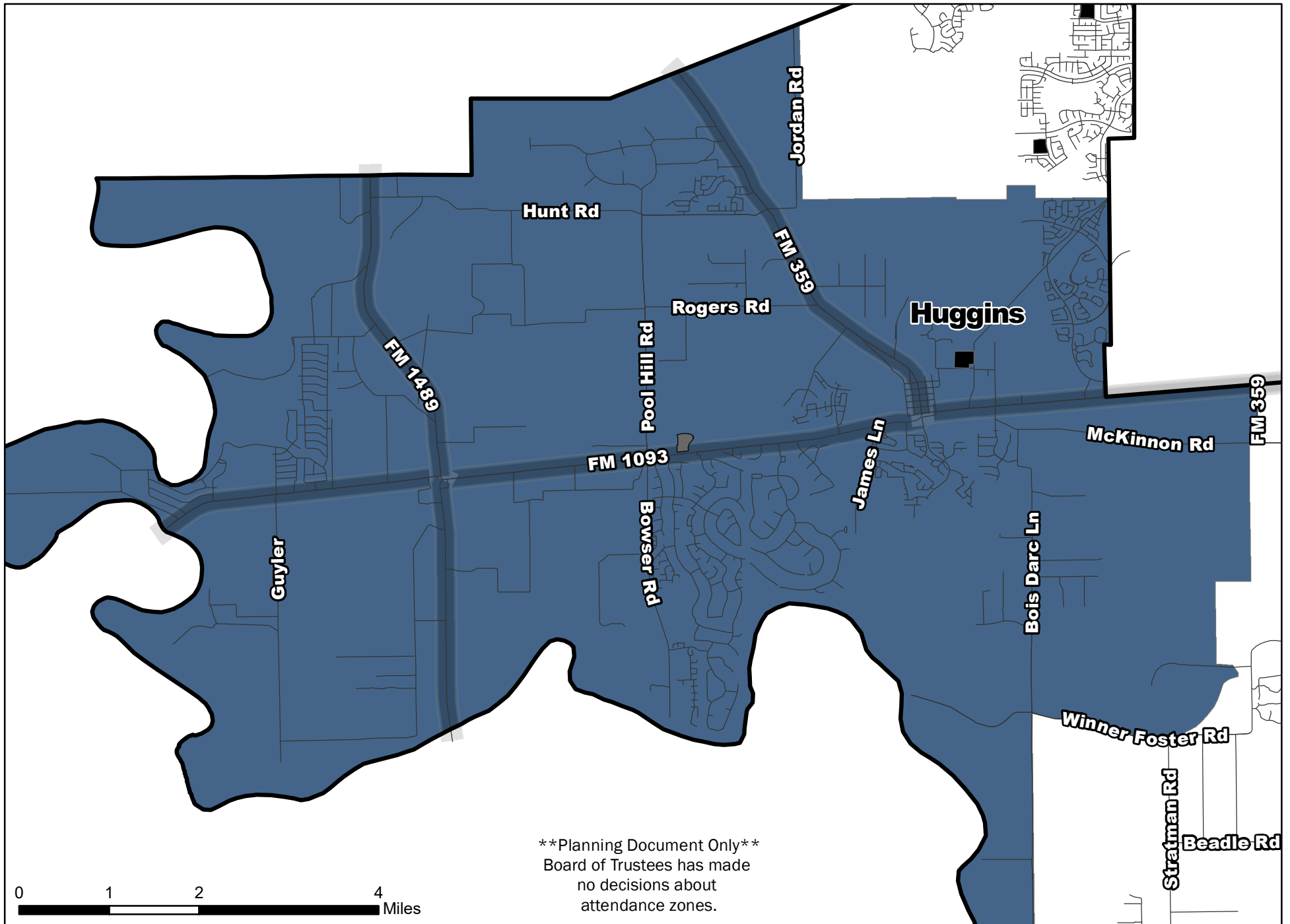
# + Outcomes for today



- Review Q&A
- Follow-up discussion/questions since our last meeting
- Boundary plan to recommend at the public meeting
- Next Steps

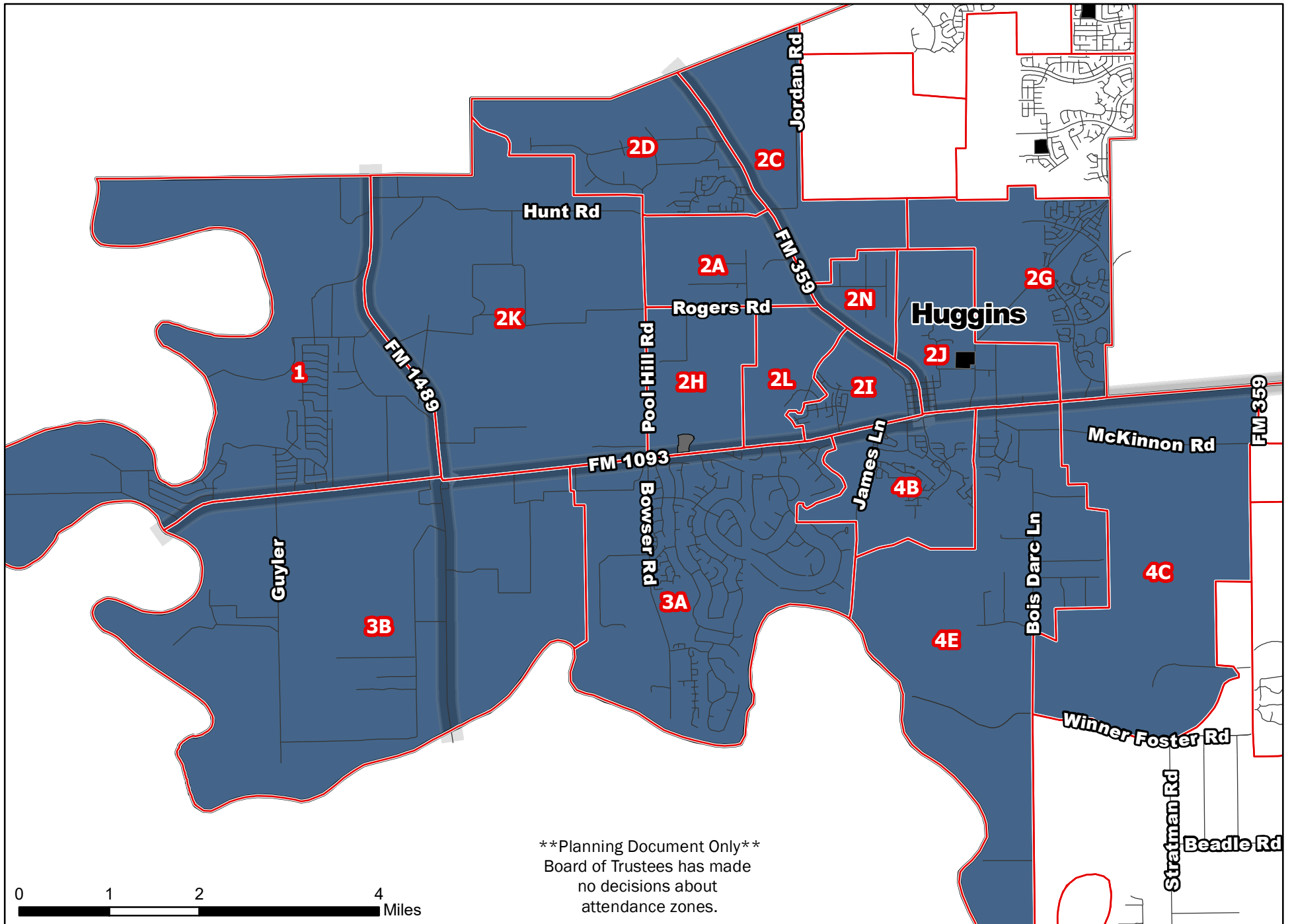
# 2020-21 Elementary Attendance Zones

Lamar CISD -- Rezoning for Morgan Elementary

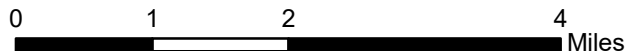


# 2020-21 Elementary Attendance Zones

Lamar CISD -- Rezoning for Morgan Elementary



**\*\*Planning Document Only\*\***  
Board of Trustees has made  
no decisions about  
attendance zones.



Lamar CISD Morgan Elementary Rezoning  
 Projected Resident Elementary Students  
 2020-21 Elementary Attendance Zones



<b>Current Zones</b>	2020-21*	2021-22	2022-23	2023-24	2024-25	2025-26	2026-27	2027-28	2028-29	2029-30
<b>Huggins</b>										
<b>Students Projected</b>	<b>862</b>	<b>1,007</b>	<b>1,201</b>	<b>1,459</b>	<b>1,746</b>	<b>2,092</b>	<b>2,445</b>	<b>2,798</b>	<b>3,182</b>	<b>3,605</b>
Capacity	650	650	650	650	650	650	650	650	650	650
Percent Utilization	133%	155%	185%	224%	269%	322%	376%	430%	490%	555%
Student Margin	-212	-357	-551	-809	-1,096	-1,442	-1,795	-2,148	-2,532	-2,955

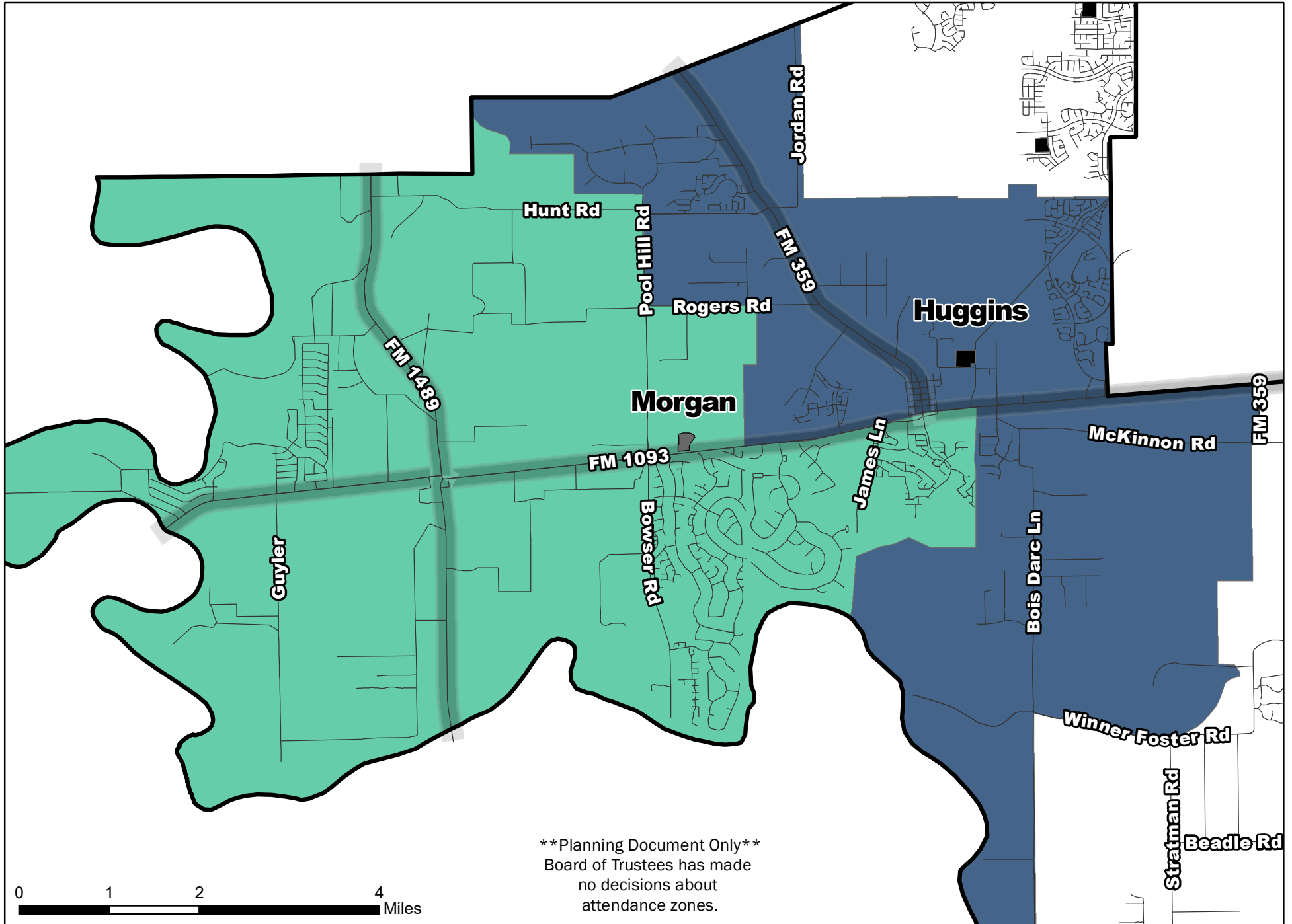
\* Note: These numbers are projections of resident students that were developed in January 2020 (pre-COVID). The current enrollment is lower than shown here. However, PASA expects the majority of the students who were kept at home in 2020-21 due to health concerns will return in 2021-22. This "COVID recapture" will be factored into the new projections developed in Jan 2021.

	<b>Ethnicity Breakdown</b>					<b>Econ.</b>
	<b>Black</b>	<b>Hispanic</b>	<b>White</b>	<b>Asian</b>	<b>Other</b>	<b>Disadv.</b>
<b>Huggins</b>	10%	18%	69%	2%	1%	16%


\* Current Resident EE-12th Grade Students

# Zoning Option 1

Lamar CISD -- Rezoning for Morgan Elementary

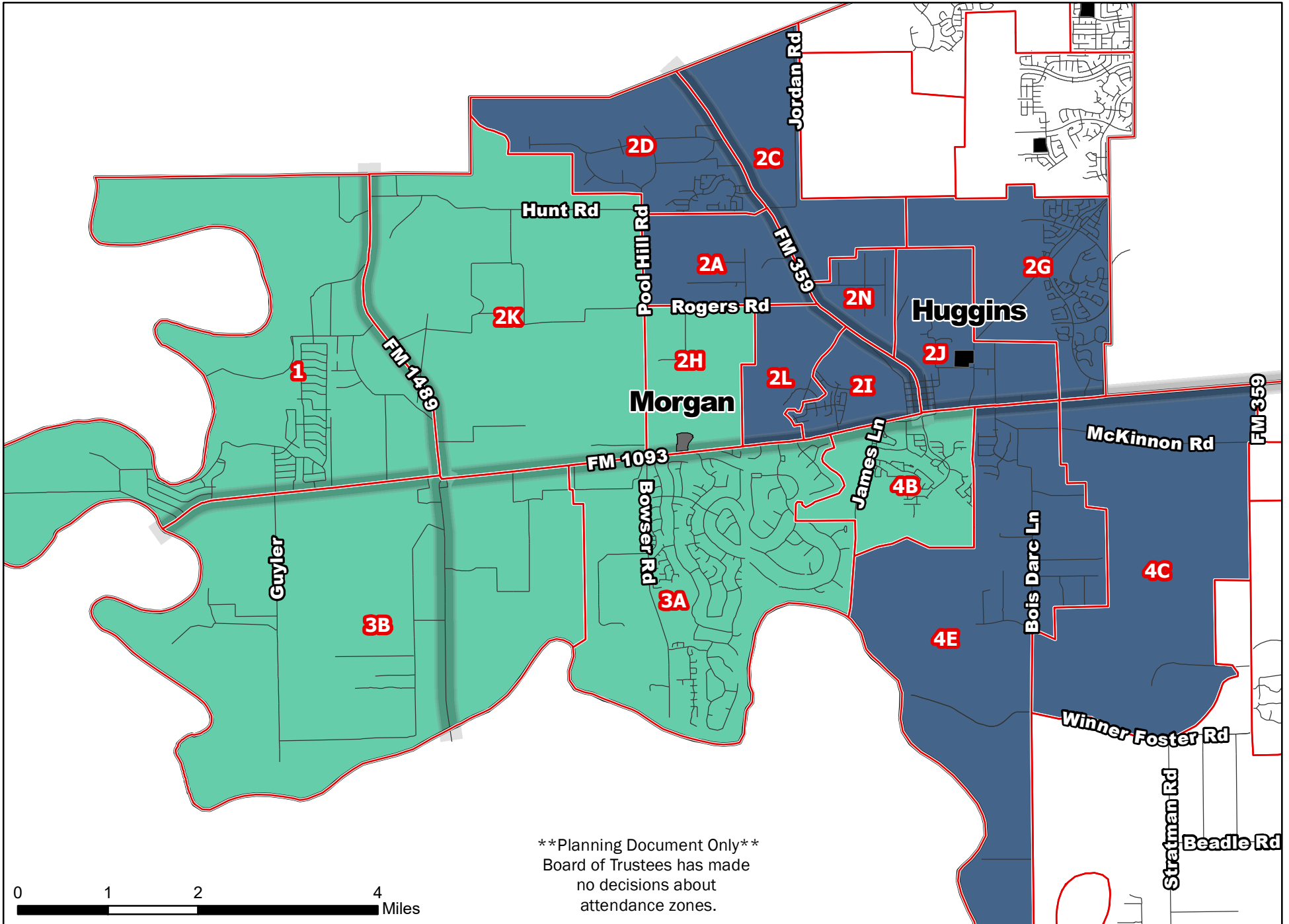


**\*\*Planning Document Only\*\***  
Board of Trustees has made  
no decisions about  
attendance zones.




# Zoning Option 1

Lamar CISD -- Rezoning for Morgan Elementary



**\*\*Planning Document Only\*\***  
Board of Trustees has made  
no decisions about  
attendance zones.



Lamar CISD Morgan Elementary Rezoning  
 Projected Resident Elementary Students  
 Zoning Option 1



<b>Option 1</b>	2020-21*	2021-22	2022-23	2023-24	2024-25	2025-26	2026-27	2027-28	2028-29	2029-30
<b>Huggins</b>										
Students Projected	288	398	564	781	1,033	1,322	1,619	1,920	2,243	2,593
Capacity	650	650	650	650	650	650	650	650	650	650
Percent Utilization	44%	61%	87%	120%	159%	203%	249%	295%	345%	399%
Student Margin	362	252	86	-131	-383	-672	-969	-1,270	-1,593	-1,943
<b>Morgan</b>										
Students Projected	574	609	637	678	713	770	826	878	939	1,012
Capacity	750	750	750	750	750	750	750	750	750	750
Percent Utilization	77%	81%	85%	90%	95%	103%	110%	117%	125%	135%
Student Margin	176	141	113	72	37	-20	-76	-128	-189	-262

\* Note: These numbers are projections of resident students that were developed in January 2020 (pre-COVID). The current enrollment is lower than shown here. However, PASA expects the majority of the students who were kept at home in 2020-21 due to health concerns will return in 2021-22. This "COVID recapture" will be factored into the new projections developed in Jan 2021.

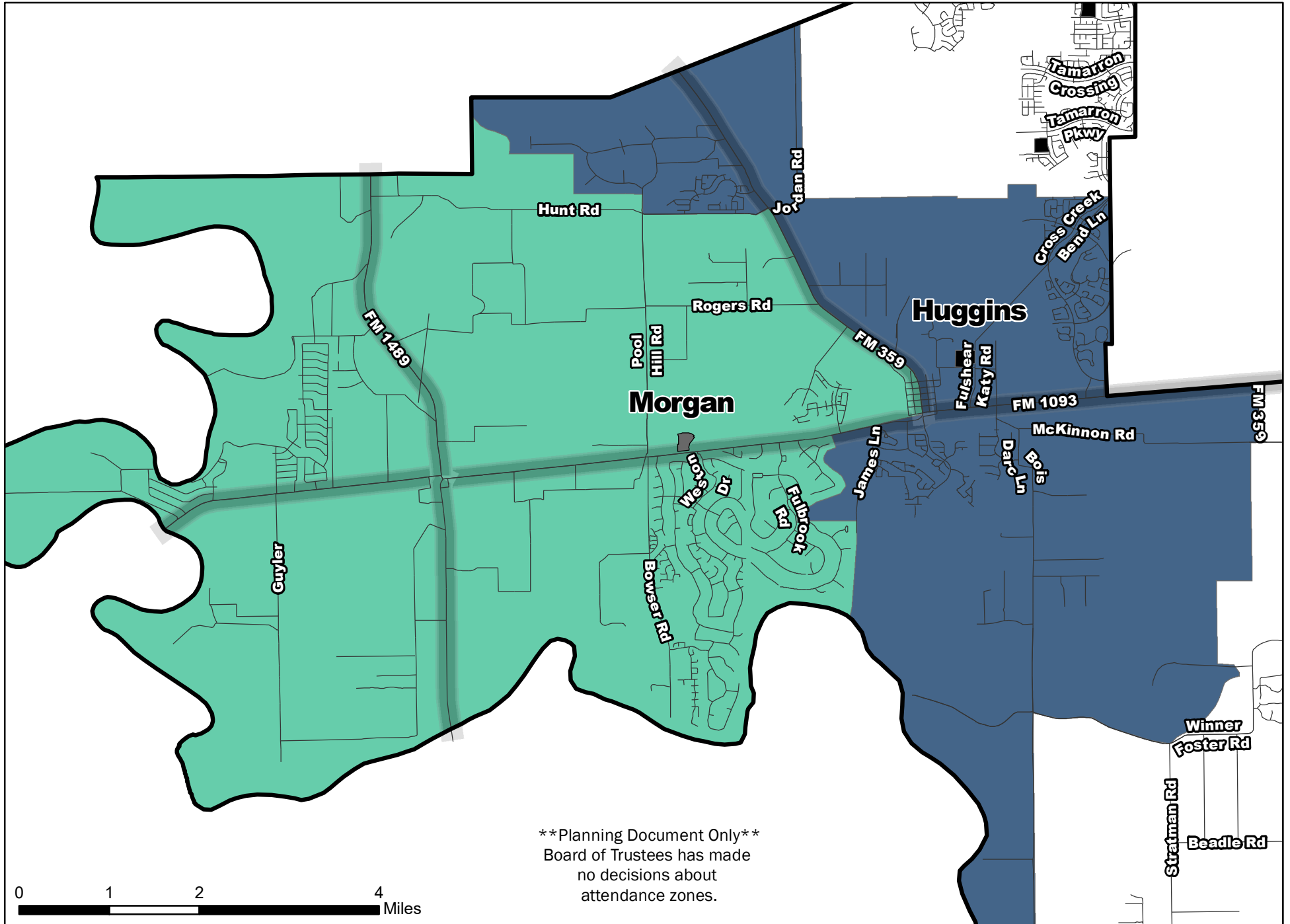
	<b>Ethnicity Breakdown</b>					<b>Econ. Disadv.</b>
	Black	Hispanic	White	Asian	Other	
<b>Huggins</b>	17%	23%	55%	4%	2%	24%
<b>Morgan</b>	7%	16%	74%	2%	1%	13%

\* Current Resident EE-12th Grade Students




# Zoning Option 2

Lamar CISD -- Rezoning for Morgan Elementary

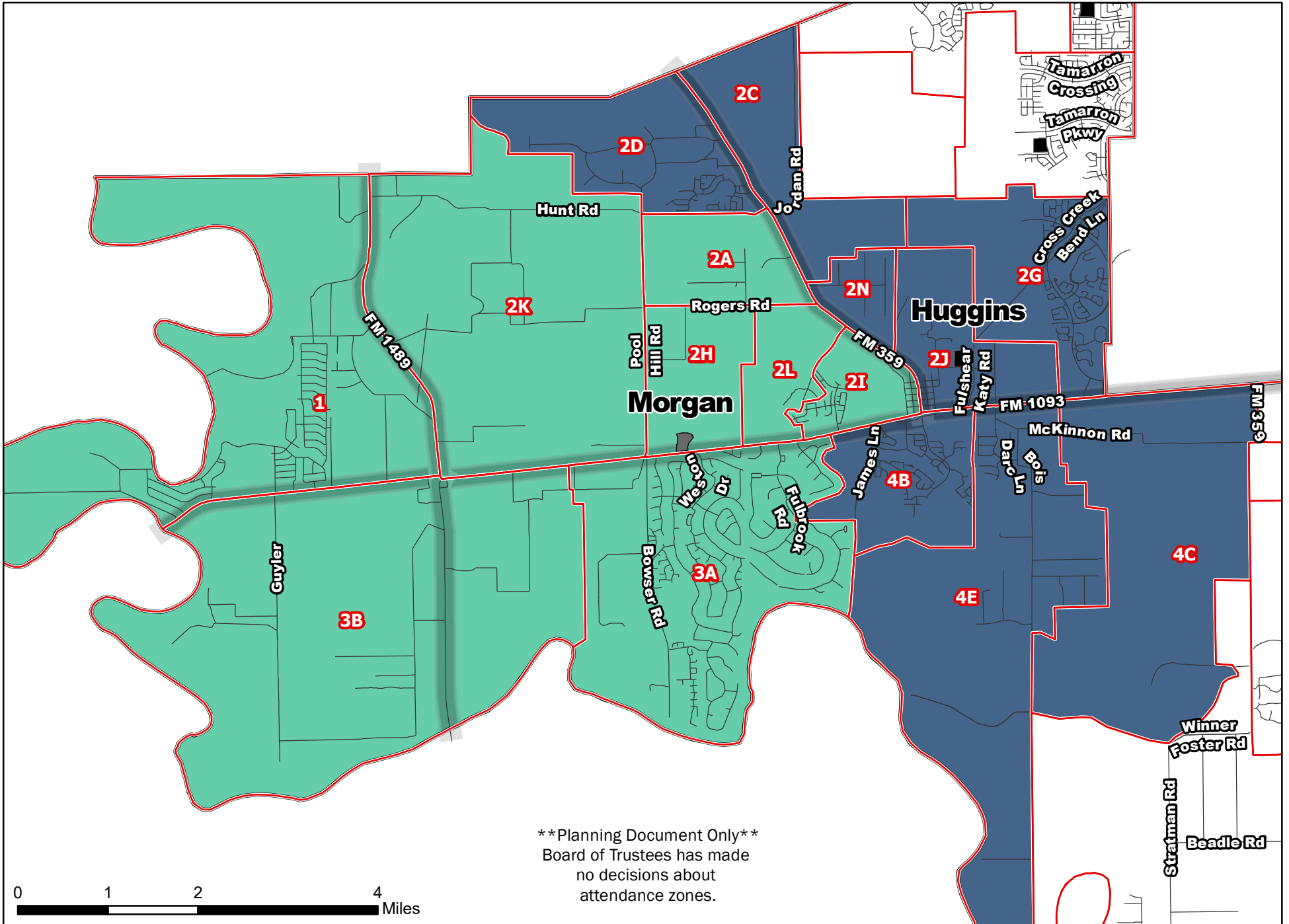


\*\*Planning Document Only\*\*  
Board of Trustees has made  
no decisions about  
attendance zones.




# Zoning Option 2

Lamar CISD -- Rezoning for Morgan Elementary



**\*\*Planning Document Only\*\***  
Board of Trustees has made  
no decisions about  
attendance zones.



Lamar CISD Morgan Elementary Rezoning  
 Projected Resident Elementary Students  
 Zoning Option 2



<b>Option 2</b>	2020-21*	2021-22	2022-23	2023-24	2024-25	2025-26	2026-27	2027-28	2028-29	2029-30
<b>Huggins</b>										
Students Projected	413	509	653	837	1,046	1,283	1,520	1,751	2,006	2,288
Capacity	650	650	650	650	650	650	650	650	650	650
Percent Utilization	64%	78%	100%	129%	161%	197%	234%	269%	309%	352%
Student Margin	237	141	-3	-187	-396	-633	-870	-1,101	-1,356	-1,638
<b>Morgan</b>										
Students Projected	449	498	548	622	700	809	925	1,047	1,176	1,317
Capacity	750	750	750	750	750	750	750	750	750	750
Percent Utilization	60%	66%	73%	83%	93%	108%	123%	140%	157%	176%
Student Margin	301	252	202	128	50	-59	-175	-297	-426	-567

\* Note: These numbers are projections of resident students that were developed in January 2020 (pre-COVID). The current enrollment is lower than shown here. However, PASA expects the majority of the students who were kept at home in 2020-21 due to health concerns will return in 2021-22. This "COVID recapture" will be factored into the new projections developed in Jan 2021.

	Ethnicity Breakdown					Econ.
	Black	Hispanic	White	Asian	Other	Disadv.
<b>Huggins</b>	9%	15%	70%	4%	2%	13%
<b>Morgan</b>	10%	20%	68%	1%	1%	19%

\* Current Resident EE-12th Grade Students

# + Next Steps

- Send any additional questions, comments or RFI's to Mike Rockwood, [mrockwood@lcisd.org](mailto:mrockwood@lcisd.org) or Barbara Johnson [bajohnson@lcisd.org](mailto:bajohnson@lcisd.org)
- Next Meeting: January 20 at 6:30PM (if needed)
- Committee recommendation posted on District website
- Public Meeting: January 28, Fulshear High at 6:30PM
- Follow-up meeting February 1
  - Discuss, revise (if needed) recommendation from public meeting
  - Select a spokesperson
  - Present to the School Board
- Have a great week!



# LAMAR CISD

Lamar CISD Morgan Elementary  
Attendance Boundary Committee

**January 11, 2021**