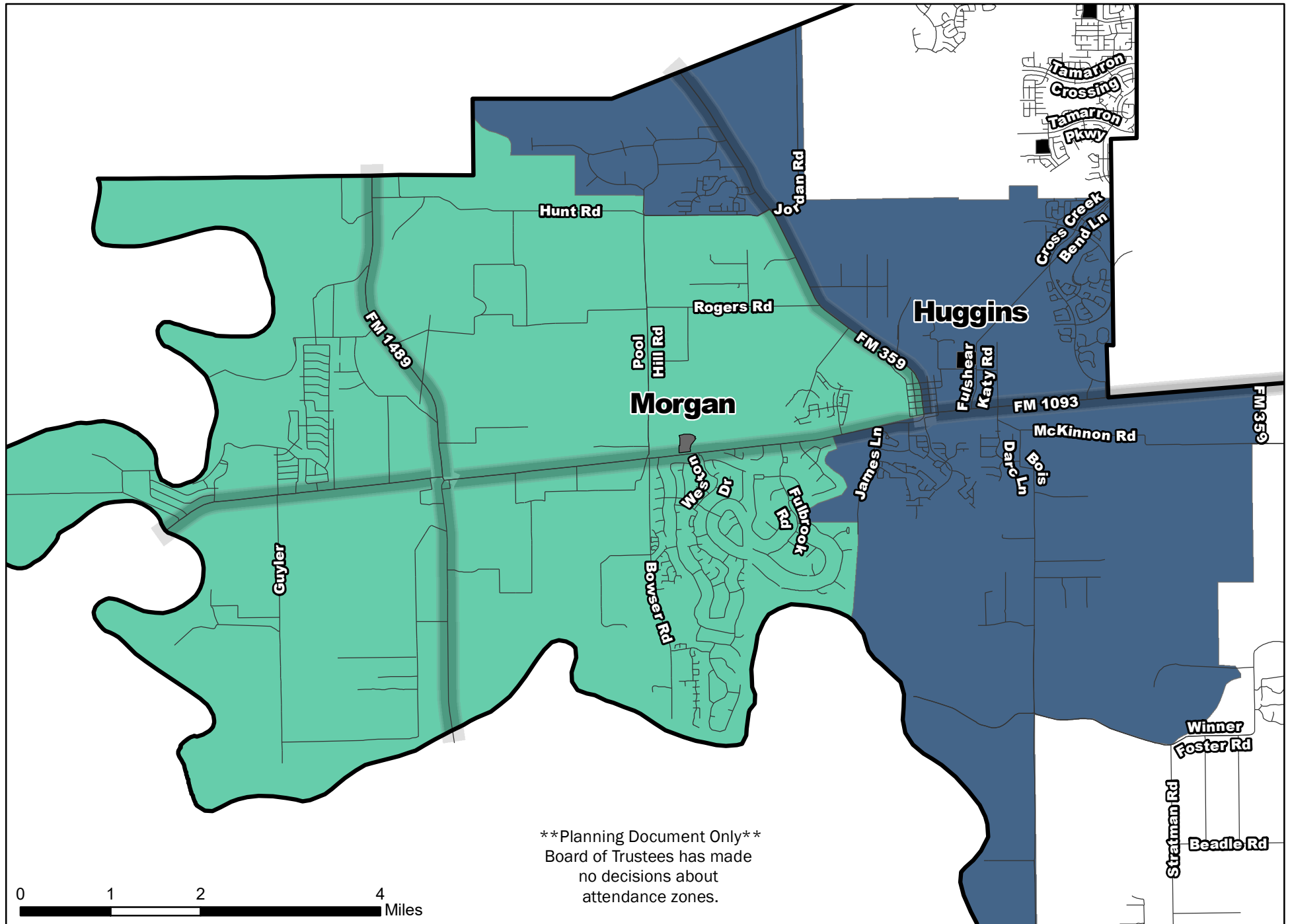


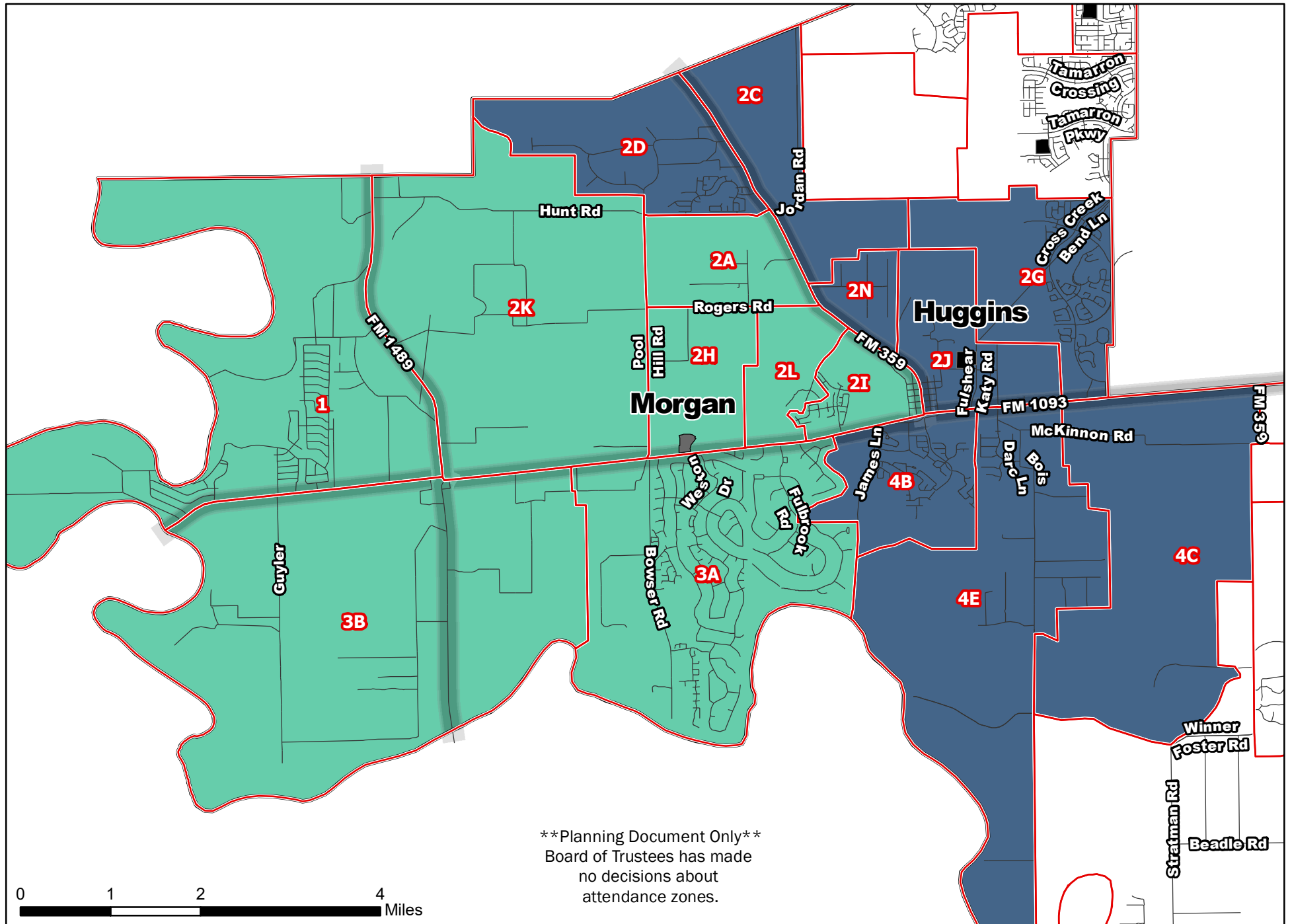
Morgan ABC Zoning Recommendation 1-11-21

Lamar CISD -- Rezoning for Morgan Elementary




Morgan ABC Zoning Recommendation 1-11-21

Lamar CISD -- Rezoning for Morgan Elementary



****Planning Document Only****
Board of Trustees has made
no decisions about
attendance zones.



Lamar CISD Morgan Elementary Rezoning
Projected Resident Elementary Students
Morgan ABC Zoning Recommendation 1-11-21



Option 2	2020-21*	2021-22	2022-23	2023-24	2024-25	2025-26	2026-27	2027-28	2028-29	2029-30
Huggins										
Students Projected	413	509	653	837	1,046	1,283	1,520	1,751	2,006	2,288
Capacity	650	650	650	650	650	650	650	650	650	650
Percent Utilization	64%	78%	100%	129%	161%	197%	234%	269%	309%	352%
Student Margin	237	141	-3	-187	-396	-633	-870	-1,101	-1,356	-1,638
Morgan										
Students Projected	449	498	548	622	700	809	925	1,047	1,176	1,317
Capacity	750	750	750	750	750	750	750	750	750	750
Percent Utilization	60%	66%	73%	83%	93%	108%	123%	140%	157%	176%
Student Margin	301	252	202	128	50	-59	-175	-297	-426	-567

* Note: These numbers are projections of resident students that were developed in January 2020 (pre-COVID). The current enrollment is lower than shown here. However, PASA expects the majority of the students who were kept at home in 2020-21 due to health concerns will return in 2021-22. This "COVID recapture" will be factored into the new projections developed in Jan 2021.

	Ethnicity Breakdown					Econ. Disadv.
	Black	Hispanic	White	Asian	Other	
Huggins	9%	15%	70%	4%	2%	13%
Morgan	10%	20%	68%	1%	1%	19%

* Current Resident EE-12th Grade Students