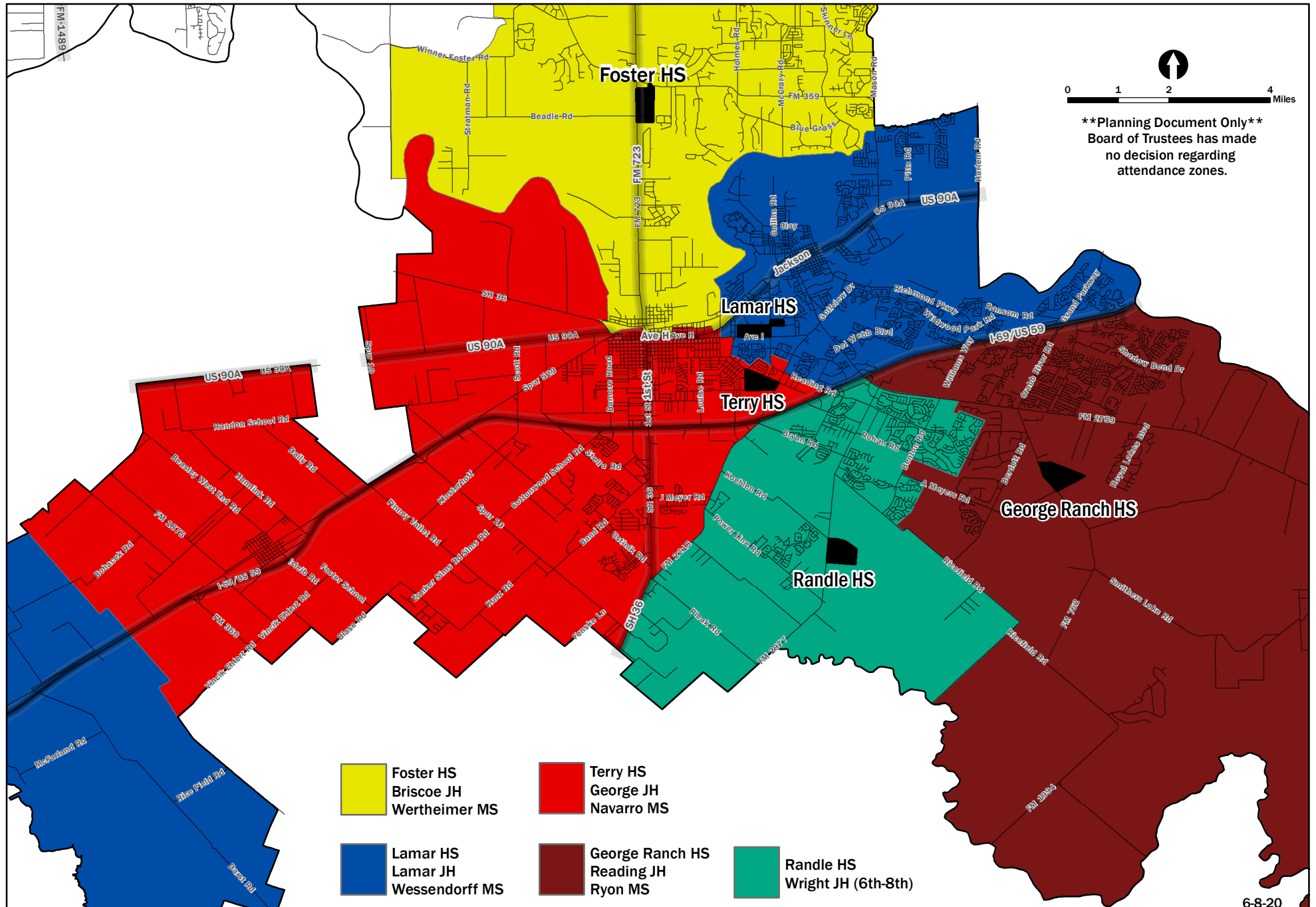

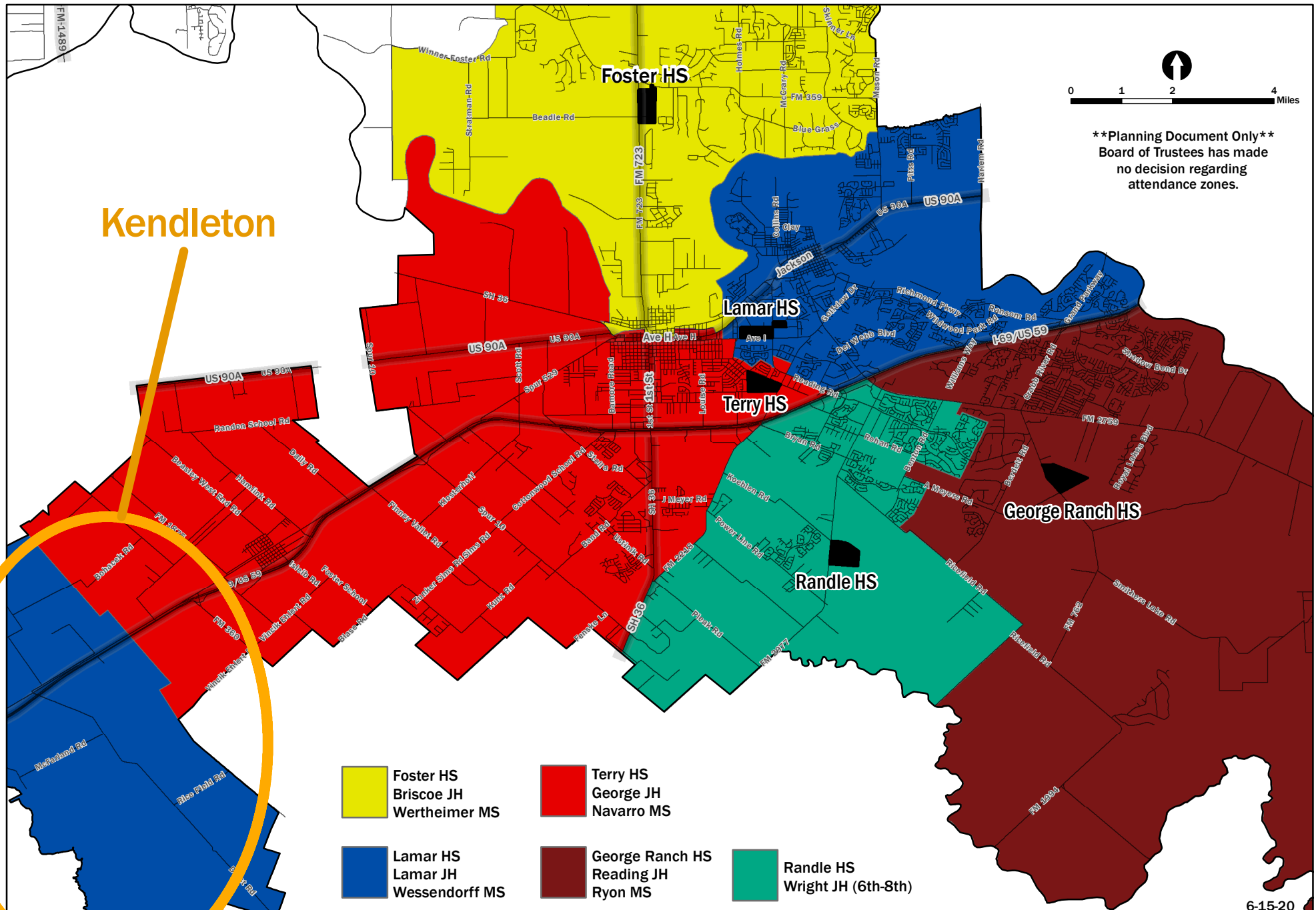


Zoning Option 1

Lamar CISD -- Secondary School Rezoning

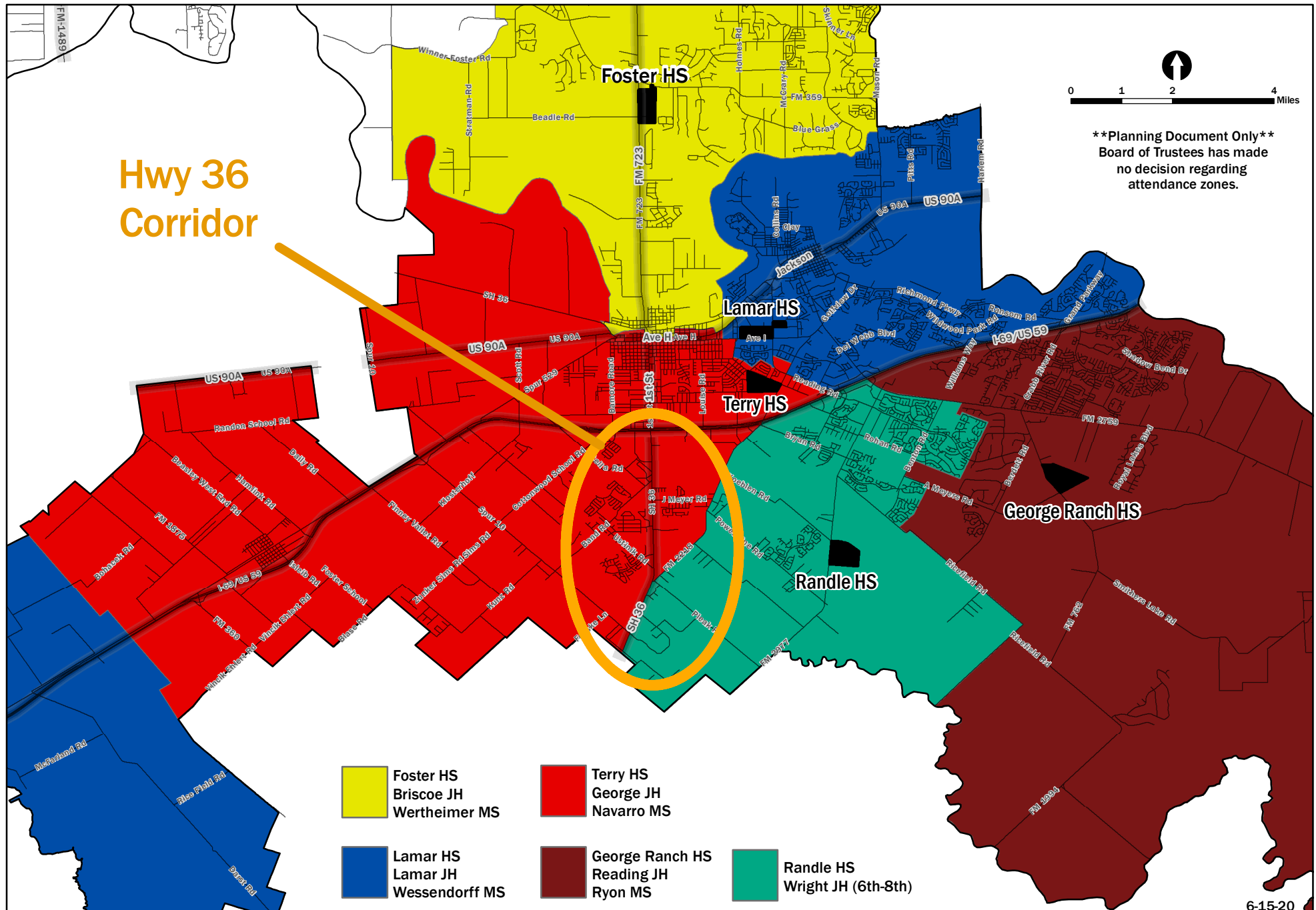


Areas of Common Focus from Committee

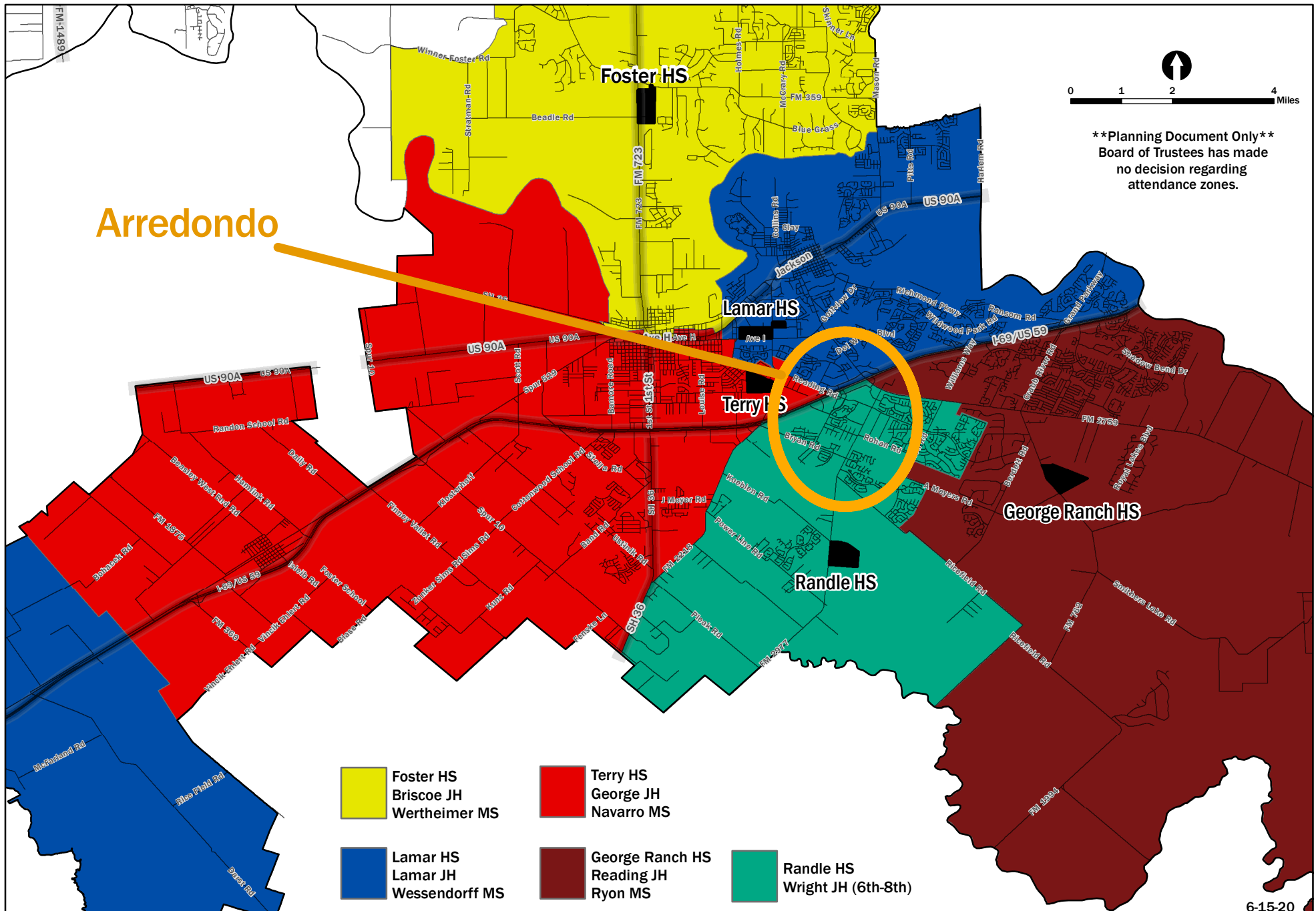


****Planning Document Only****
Board of Trustees has made
no decision regarding
attendance zones.

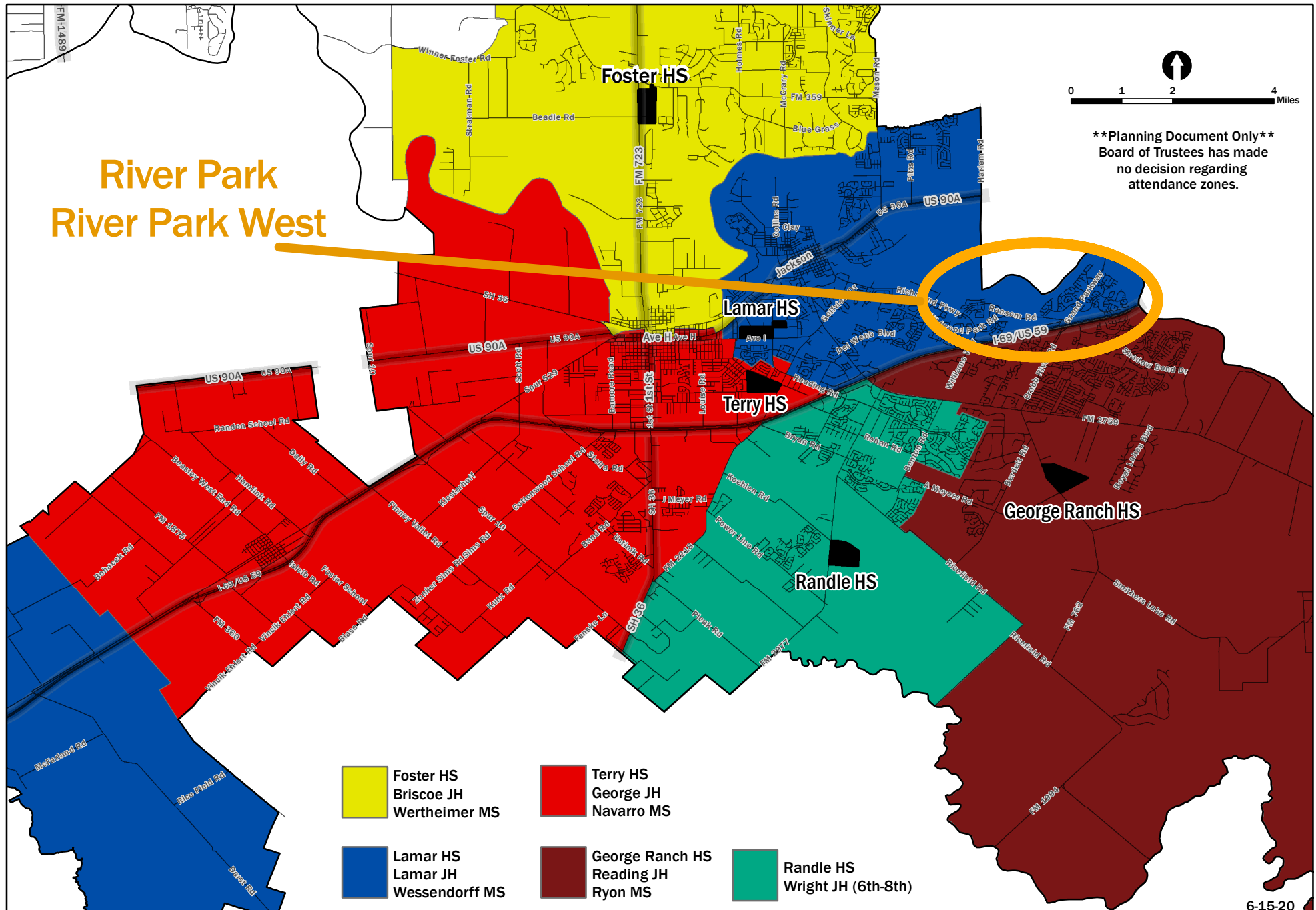
Areas of Common Focus from Committee



Areas of Common Focus from Committee




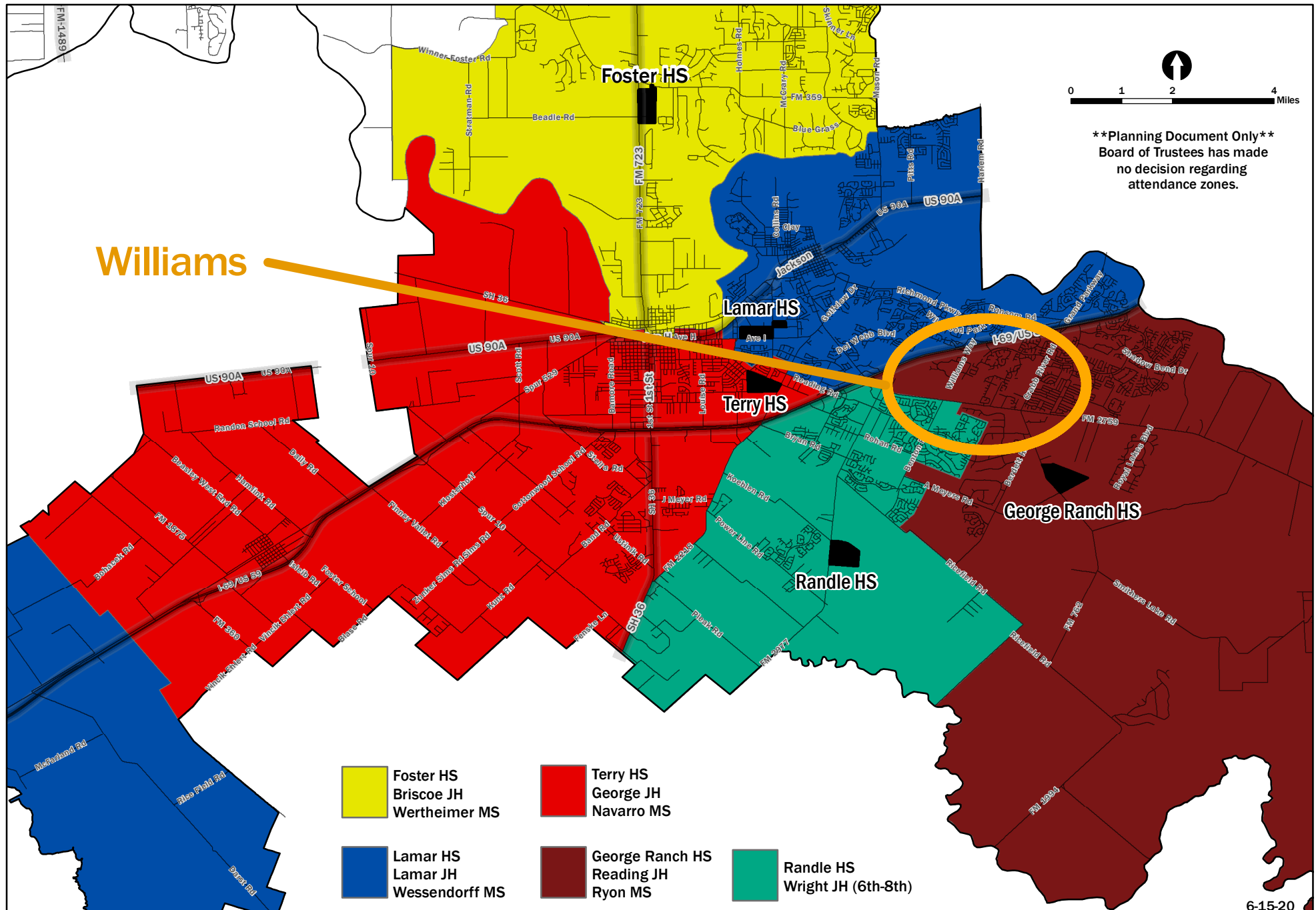
Areas of Common Focus from Committee



River Park
River Park West


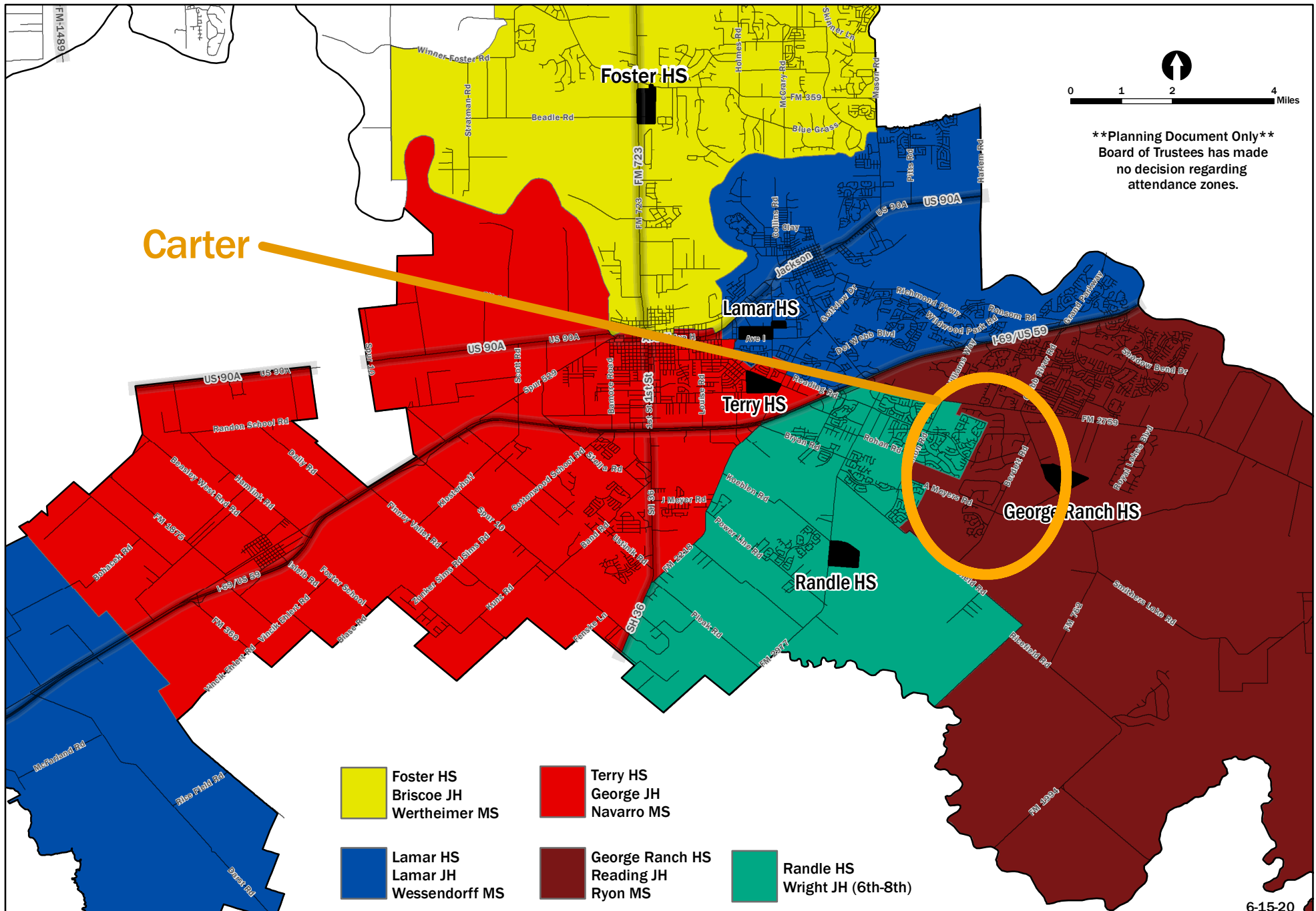
- | | |
|---|--|
| Foster HS
Briscoe JH
Wertheimer MS | Terry HS
George JH
Navarro MS |
| Lamar HS
Lamar JH
Wessendorff MS | George Ranch HS
Reading JH
Ryon MS |
| Randle HS
Wright JH (6th-8th) | |

Areas of Common Focus from Committee



****Planning Document Only****
 Board of Trustees has made
 no decision regarding
 attendance zones.

Areas of Common Focus from Committee



****Planning Document Only****
Board of Trustees has made no decision regarding attendance zones.

Common Themes in Committee Comments

- **Socioeconomic Balance**

- **Eco-Disadvantaged percentage for each option**
- **Eco-Disadvantaged student counts per Planning Unit**

- **Ethnicity Balance**

- **Ethnicity percentages for each option**
- **Ethnicity student counts per Planning Unit**

- **Elementary Feeders** - Trying to minimize splitting Elementary schools between secondary tracks

- **Elementary feeder splits shown for each option**

Current Attendance Zones

Projected Resident 9th-12th Grade Students

	2021	2022	2023	2024	2025	2026	2027	2028	2029
George Ranch	2,855	2,930	2,992	2,940	2,898	2,917	2,963	3,192	3,479
Lamar	2,093	2,226	2,371	2,457	2,536	2,640	2,751	2,881	3,111
Randle									
Terry	2,308	2,415	2,580	2,753	2,934	3,055	3,241	3,540	3,846

Ethnicity /SES Breakdown

Resident EE-12th Grade Students

	Randle	George Ranch	Lamar	Terry	Foster	Fulshear	LCISD
Black		26%	27%	15%	24%	21%	23%
Hispanic		26%	53%	76%	32%	25%	43%
White		35%	14%	8%	32%	44%	26%
Asian		12%	6%	1%	11%	8%	8%
Other		1%	1%	0%	1%	2%	1%
EcoDis		25%	64%	76%	33%	25%	46%

2020-21 Elementary Feeders into Proposed Secondary Tracks

	Randle	George Ranch	Lamar	Terry
Arredondo		37%	21%	42%
Beasley			32%	68%
Carter		100%		
Culver				100%
Hutchison			100%	
Meyer				100%
Smith			100%	
Williams		100%		

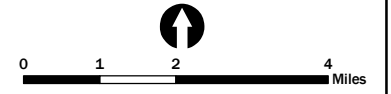
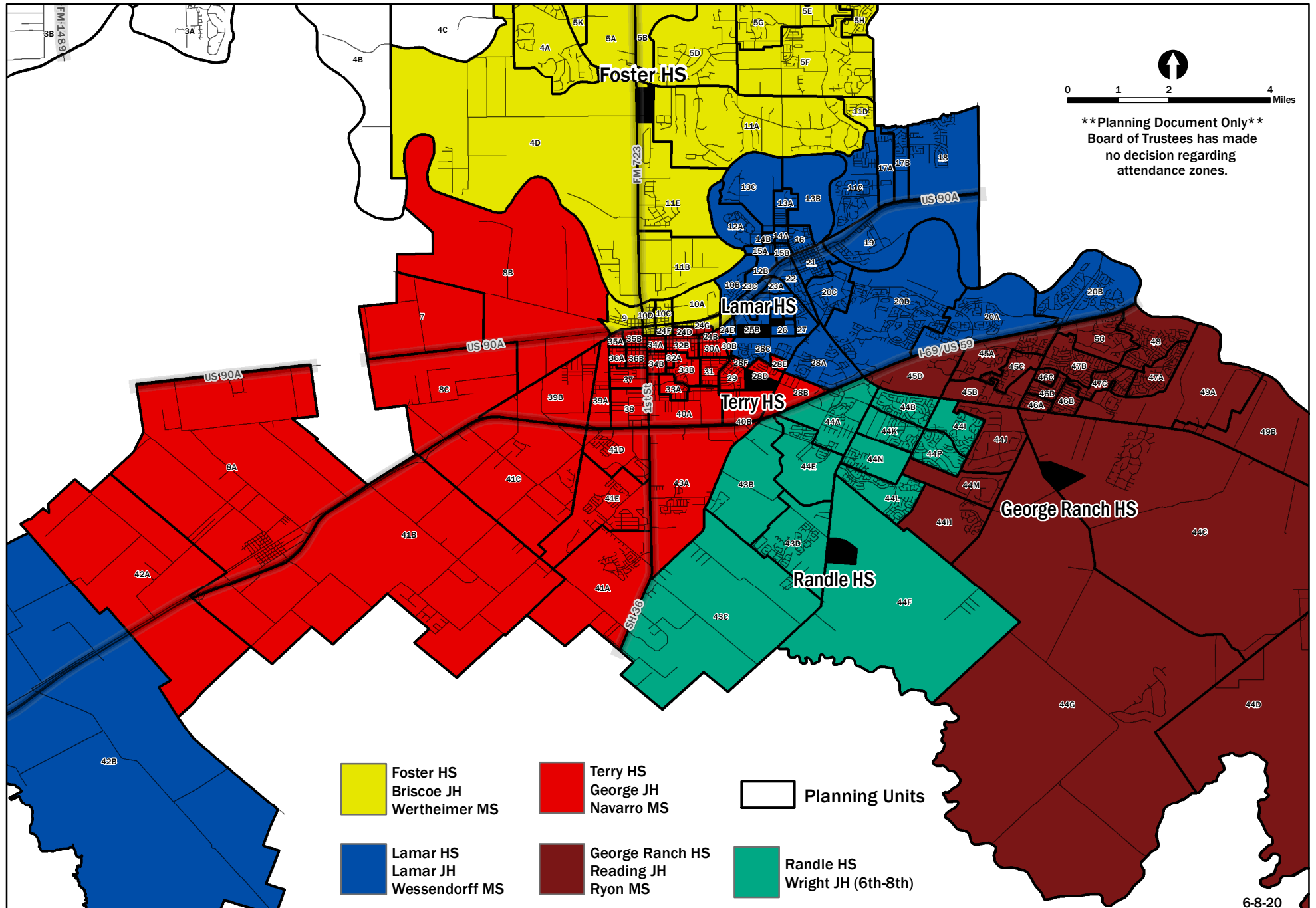
Ethnicity and Socioeconomic Breakdown Ranges -- Options 2-8

Resident EE-12th Grade Students

	Randle	George Ranch	Lamar	Terry	Foster	Fulshear	LCISD
Black	30-35%	19-25%	24-27%	8-13%	24%	21%	23%
Hispanic	35-47%	24-25%	53-58%	76-83%	32%	25%	43%
White	13-21%	38-46%	14%	8-9%	32%	44%	26%
Asian	7-11%	10-12%	3-6%	0-1%	11%	8%	8%
Other	0-1%	1%	1%	0%	1%	2%	1%
EcoDis	42-55%	24-29%	64-68%	74-81%	33%	25%	46%

Zoning Option 1

Lamar CISD -- Secondary School Rezoning



****Planning Document Only****
Board of Trustees has made
no decision regarding
attendance zones.

Option 1

Projected Resident 9th-12th Grade Students

	2021	2022	2023	2024	2025	2026	2027	2028	2029
George Ranch	2,300	2,073	1,859	1,807	1,786	1,793	1,792	1,976	2,205
Lamar	2,093	2,226	2,371	2,457	2,536	2,640	2,751	2,881	3,111
Randle	761	1,212	1,678	1,753	1,809	1,895	1,998	2,123	2,263
Terry	2,102	2,060	2,035	2,133	2,237	2,284	2,414	2,633	2,857

Ethnicity /SES Breakdown

Resident EE-12th Grade Students

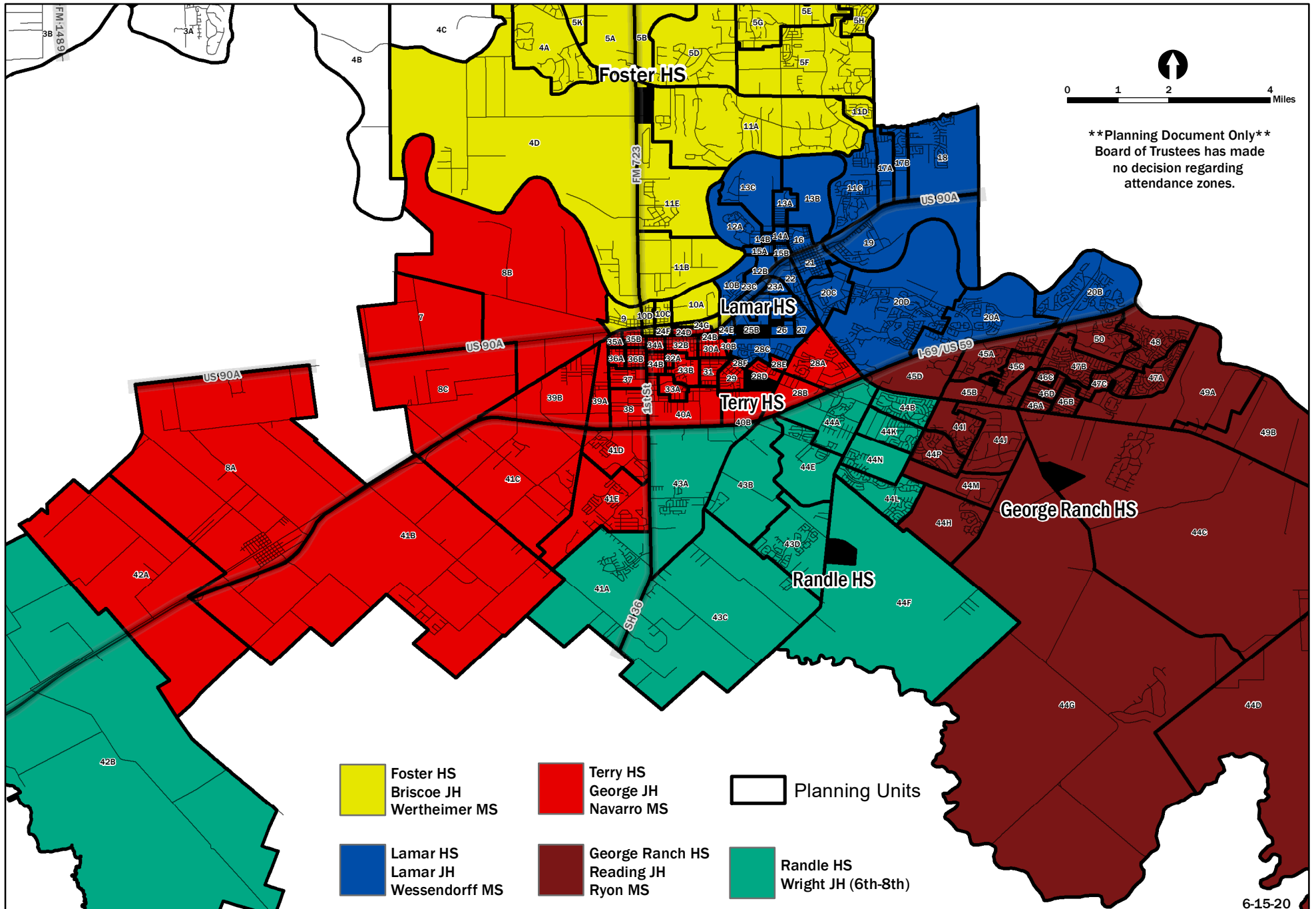
	Randle	George Ranch	Lamar	Terry	Foster	Fulshear	LCISD
Black	32%	23%	27%	12%	24%	21%	23%
Hispanic	39%	25%	53%	79%	32%	25%	43%
White	19%	41%	14%	8%	32%	44%	26%
Asian	9%	11%	6%	1%	11%	8%	8%
Other	1%	1%	1%	0%	1%	2%	1%
EcoDis	45%	25%	64%	76%	33%	25%	46%

2020-21 Elementary Feeders into Proposed Secondary Tracks

	Randle	George Ranch	Lamar	Terry
Arredondo	62%		21%	18%
Beasley			32%	68%
Carter	62%	38%		
Culver	12%			88%
Hutchison			100%	
Meyer	48%			52%
Smith			100%	
Williams		100%		


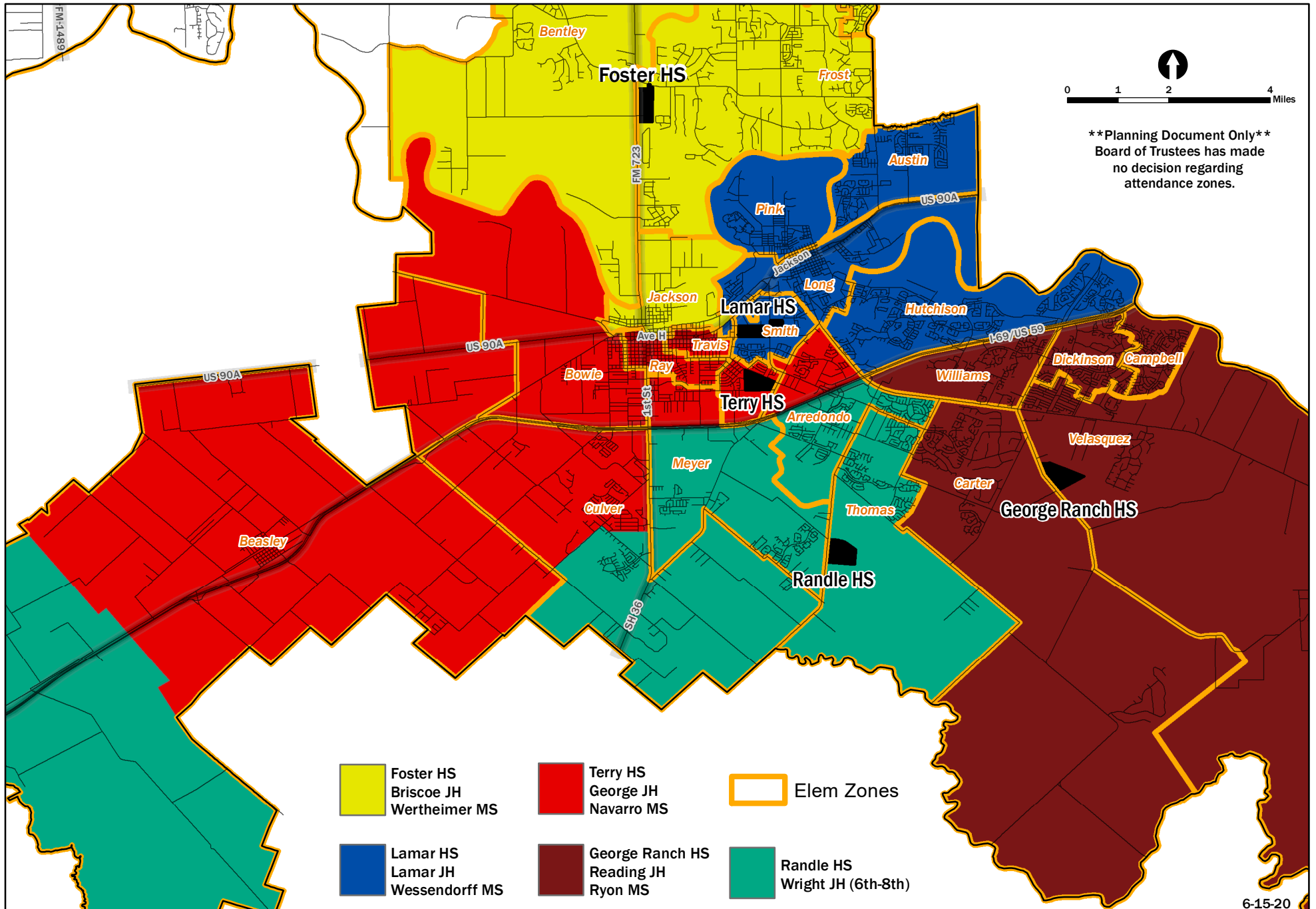
Committee Option 2

Lamar CISD -- Secondary School Rezoning



Committee Option 2

Lamar CISD -- Secondary School Rezoning



****Planning Document Only****
Board of Trustees has made no decision regarding attendance zones.

Option 2

Projected Resident 9th-12th Grade Students

	2021	2022	2023	2024	2025	2026	2027	2028	2029
George Ranch	2,505	2,385	2,248	2,172	2,130	2,124	2,147	2,339	2,578
Lamar	1,958	2,023	2,122	2,202	2,296	2,403	2,499	2,633	2,868
Randle	765	1,237	1,764	1,934	2,047	2,171	2,303	2,506	2,699
Terry	2,028	1,926	1,809	1,842	1,895	1,914	2,006	2,135	2,291

Ethnicity /SES Breakdown

Resident EE-12th Grade Students

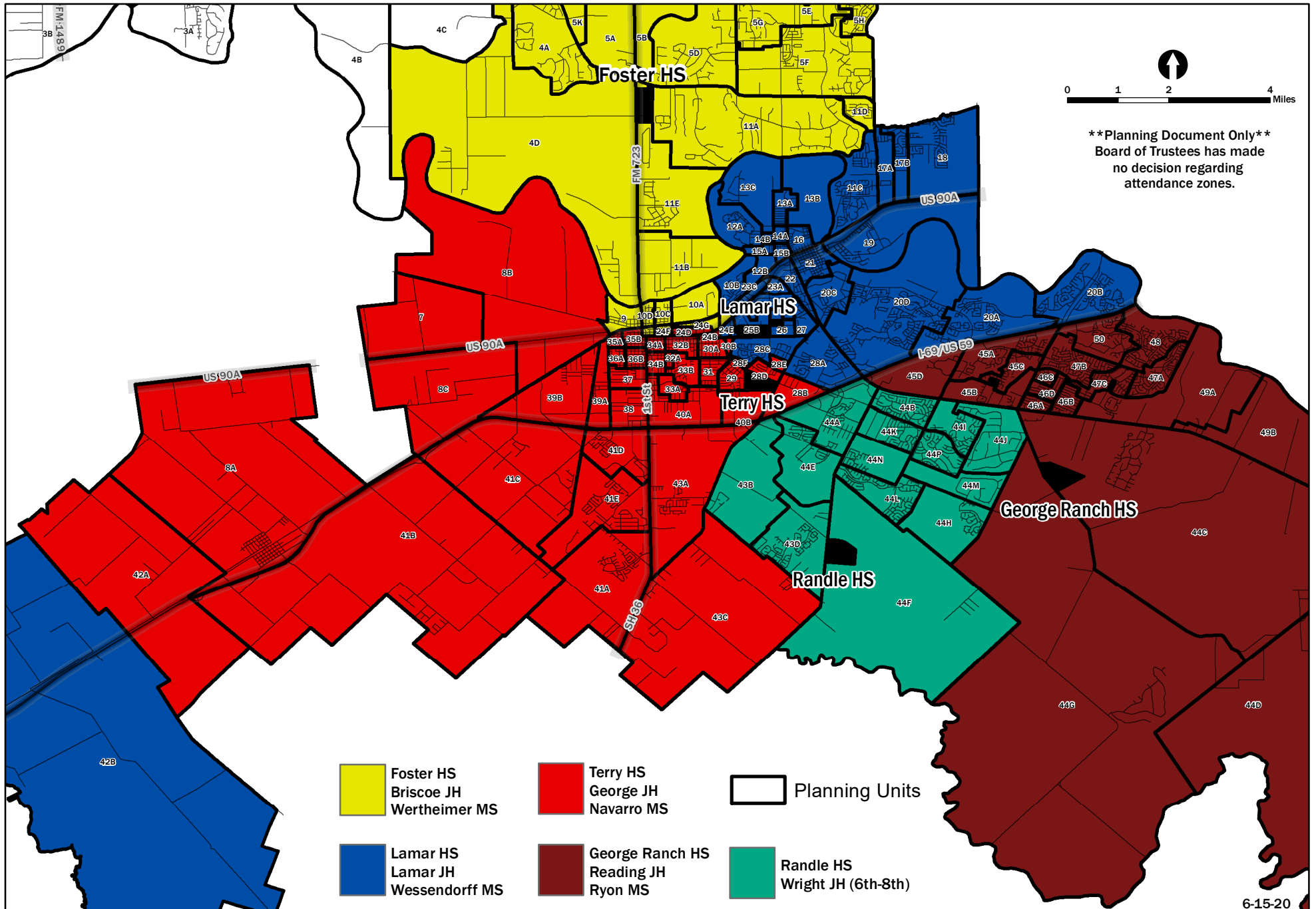
	Randle	George Ranch	Lamar	Terry	Foster	Fulshear	LCISD
Black	33%	24%	26%	11%	24%	21%	23%
Hispanic	47%	25%	53%	79%	32%	25%	43%
White	13%	39%	14%	8%	32%	44%	26%
Asian	7%	11%	6%	1%	11%	8%	8%
Other	0%	1%	1%	0%	1%	2%	1%
EcoDis	55%	26%	64%	76%	33%	25%	46%

2020-21 Elementary Feeders into Proposed Secondary Tracks

	Randle	George Ranch	Lamar	Terry
Arredondo	62%			38%
Beasley	32%			68%
Carter		100%		
Culver	31%			69%
Hutchison			100%	
Meyer	81%			19%
Smith			100%	
Williams		100%		


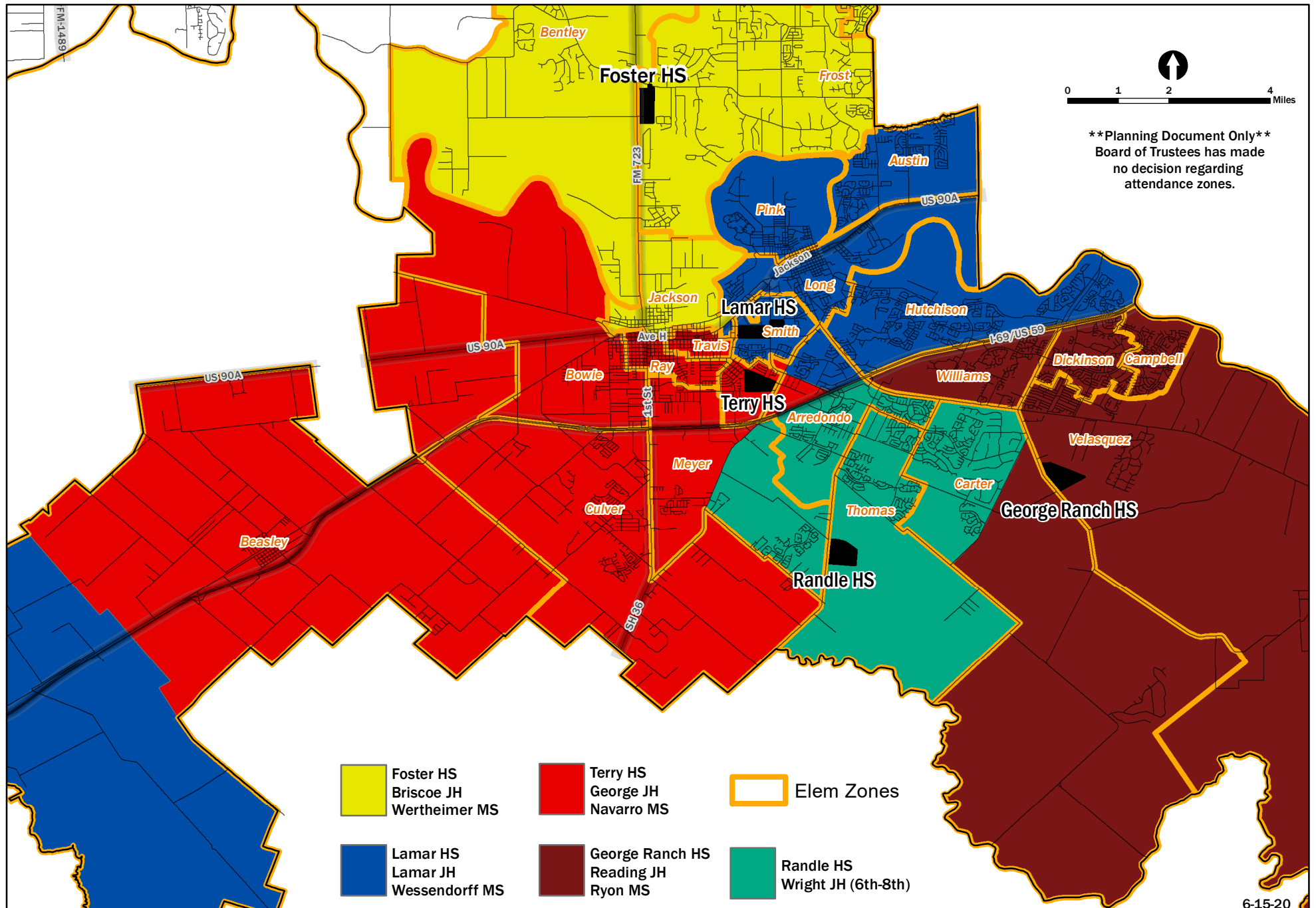
Committee Option 3

Lamar CISD -- Secondary School Rezoning



Committee Option 3

Lamar CISD -- Secondary School Rezoning



****Planning Document Only****
Board of Trustees has made
no decision regarding
attendance zones.

Option 3

Projected Resident 9th-12th Grade Students

	2021	2022	2023	2024	2025	2026	2027	2028	2029
George Ranch	2,210	1,929	1,639	1,566	1,517	1,496	1,466	1,606	1,793
Lamar	2,093	2,226	2,371	2,457	2,536	2,640	2,751	2,881	3,111
Randle	824	1,311	1,818	1,892	1,962	2,055	2,172	2,317	2,471
Terry	2,129	2,105	2,115	2,235	2,353	2,421	2,566	2,809	3,061

Ethnicity /SES Breakdown

Resident EE-12th Grade Students


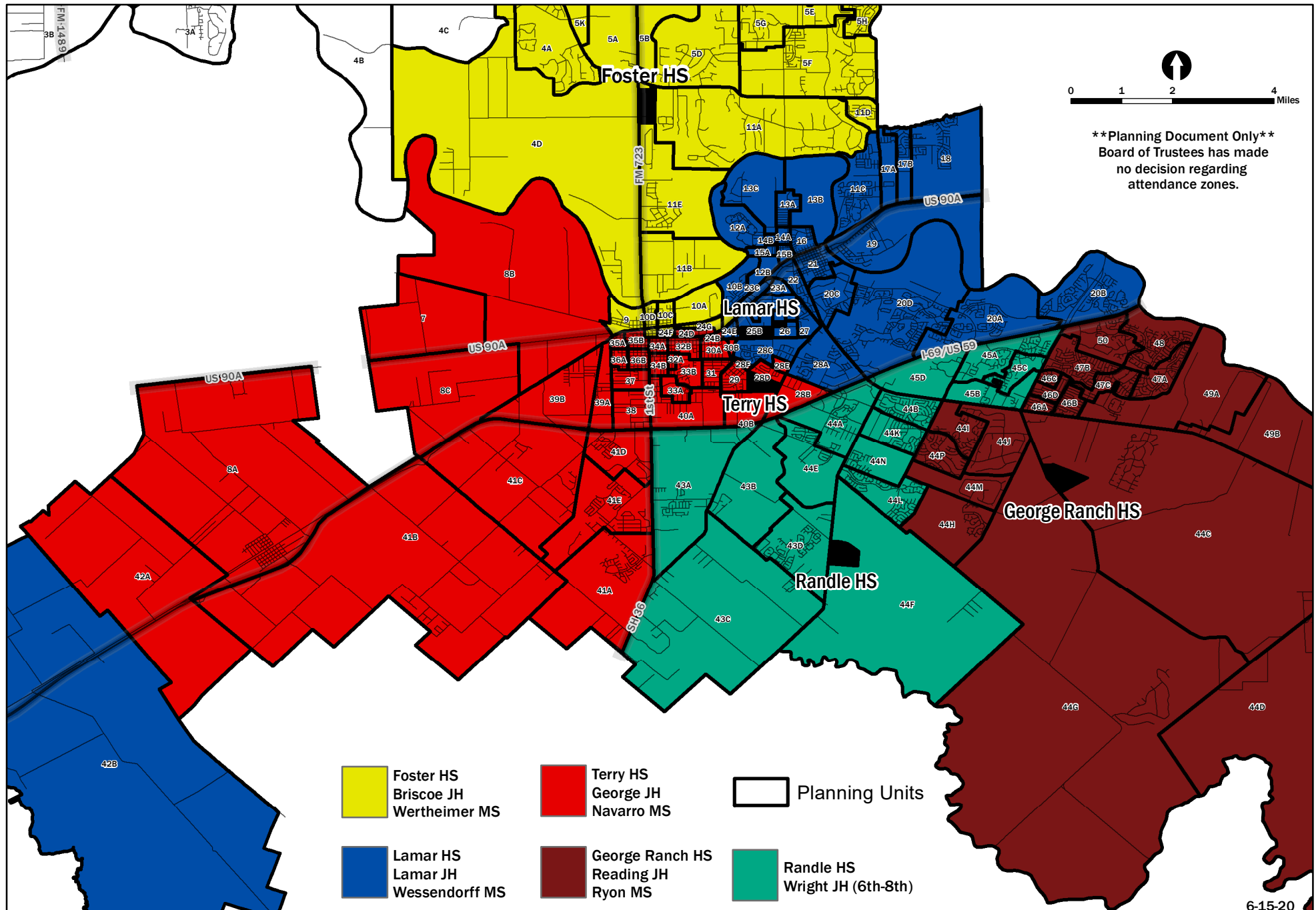
	Randle	George Ranch	Lamar	Terry	Foster	Fulshear	LCISD
Black	33%	22%	27%	12%	24%	21%	23%
Hispanic	35%	25%	53%	79%	32%	25%	43%
White	21%	42%	14%	8%	32%	44%	26%
Asian	11%	11%	6%	1%	11%	8%	8%
Other	1%	0%	1%	0%	1%	2%	1%
EcoDis	42%	25%	64%	76%	33%	25%	46%

2020-21 Elementary Feeders into Proposed Secondary Tracks

	Randle	George Ranch	Lamar	Terry
Arredondo	62%		21%	18%
Beasley			32%	68%
Carter	93%	7%		
Culver				100%
Hutchison			100%	
Meyer	48%			52%
Smith			100%	
Williams		100%		

Committee Option 4

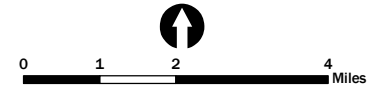
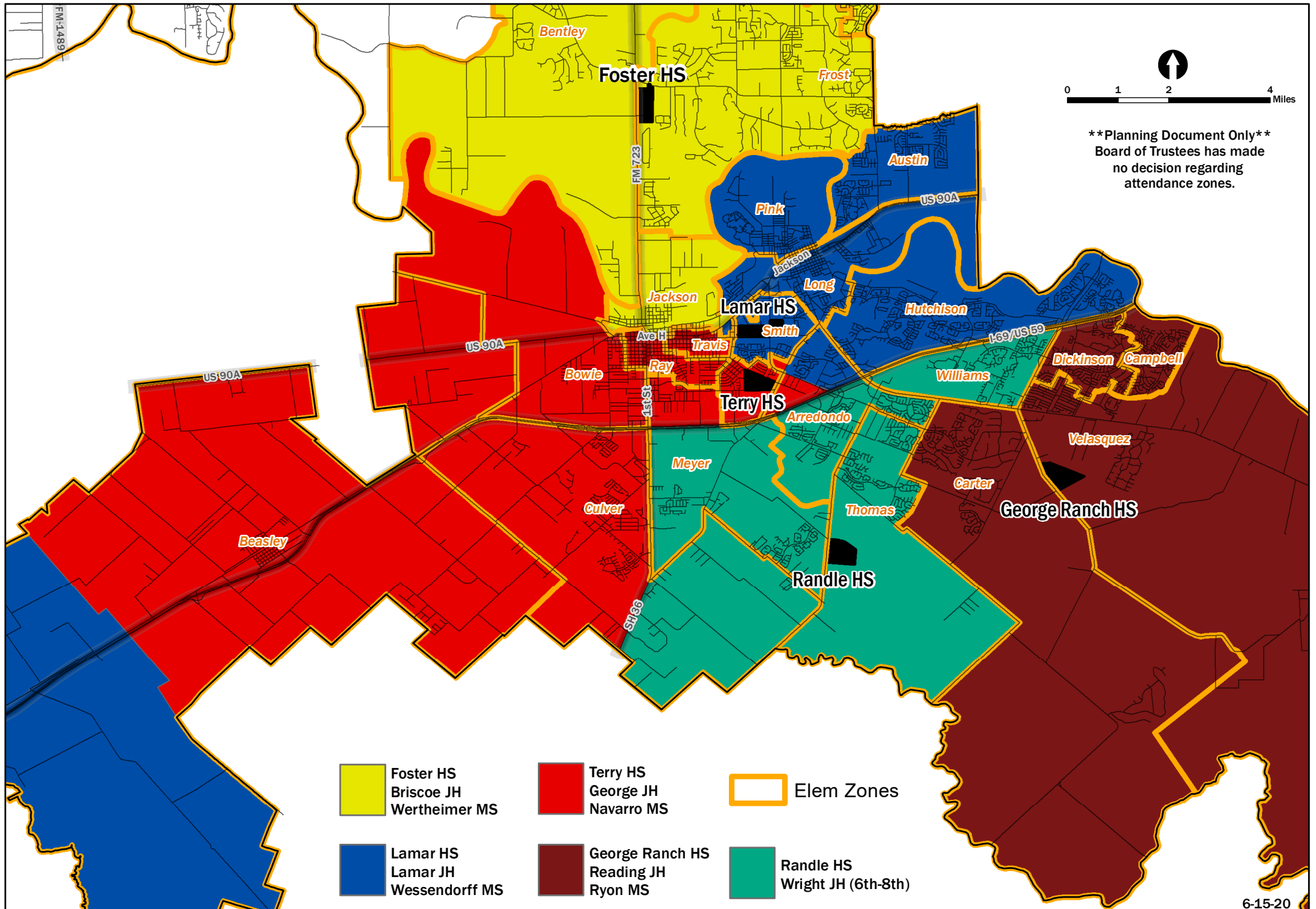
Lamar CISD -- Secondary School Rezoning



****Planning Document Only****
 Board of Trustees has made
 no decision regarding
 attendance zones.

Committee Option 4

Lamar CISD -- Secondary School Rezoning



****Planning Document Only****
Board of Trustees has made
no decision regarding
attendance zones.

Option 4

Projected Resident 9th-12th Grade Students

	2021	2022	2023	2024	2025	2026	2027	2028	2029
George Ranch	2,313	2,115	1,919	1,871	1,850	1,837	1,859	2,036	2,240
Lamar	2,093	2,226	2,371	2,457	2,536	2,640	2,751	2,881	3,111
Randle	839	1,313	1,833	1,939	2,019	2,144	2,254	2,428	2,628
Terry	2,011	1,917	1,820	1,883	1,963	1,991	2,091	2,268	2,457

Ethnicity /SES Breakdown

Resident EE-12th Grade Students

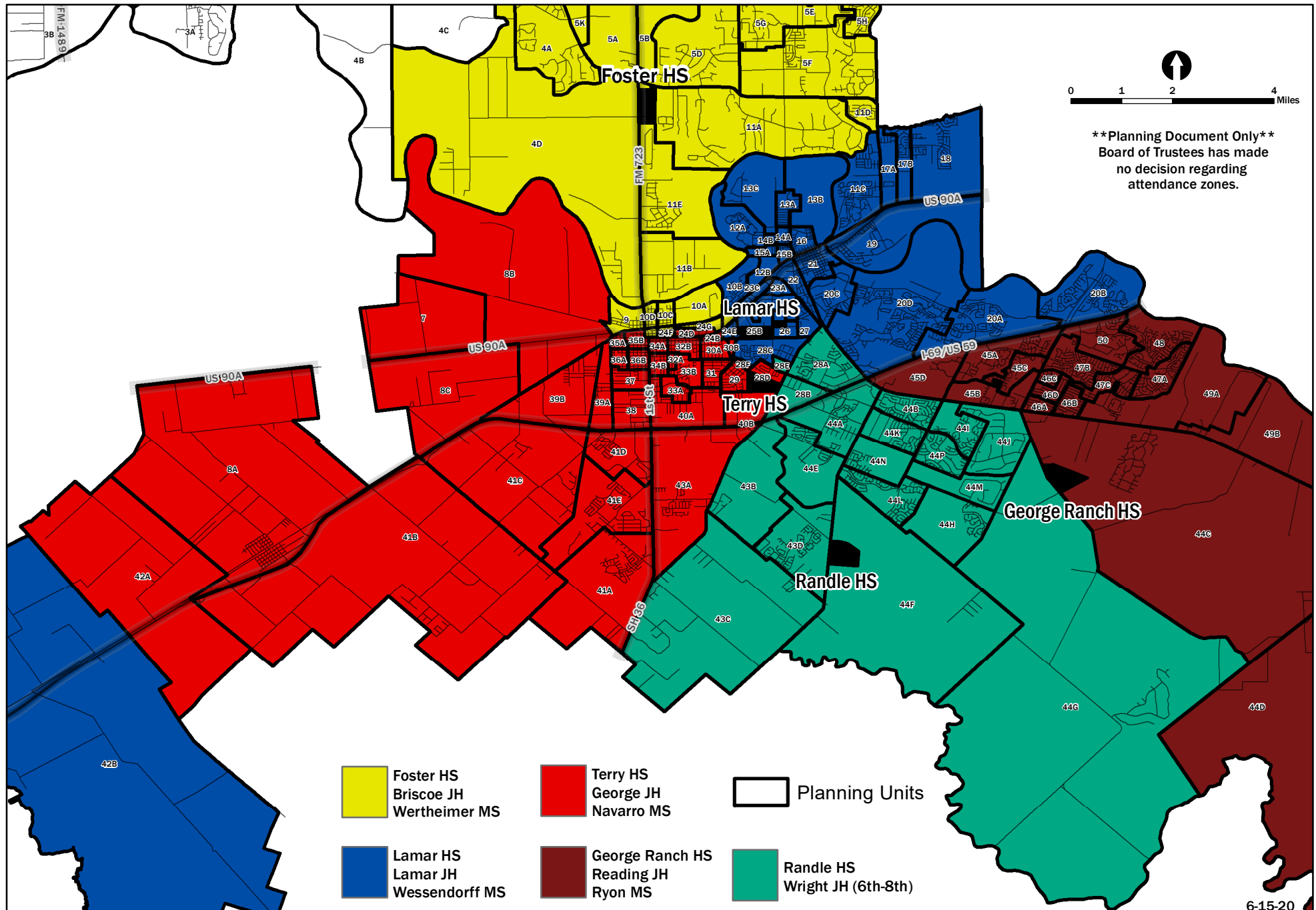
	Randle	George Ranch	Lamar	Terry	Foster	Fulshear	LCISD
Black	35%	19%	27%	11%	24%	21%	23%
Hispanic	40%	25%	53%	80%	32%	25%	43%
White	14%	46%	14%	8%	32%	44%	26%
Asian	10%	10%	6%	1%	11%	8%	8%
Other	0%	1%	1%	0%	1%	2%	1%
EcoDis	50%	24%	64%	76%	33%	25%	46%

2020-21 Elementary Feeders into Proposed Secondary Tracks

	Randle	George Ranch	Lamar	Terry
Arredondo	62%		21%	18%
Beasley			32%	68%
Carter		100%		
Culver	12%			88%
Hutchison			100%	
Meyer	81%			19%
Smith			100%	
Williams	100%			


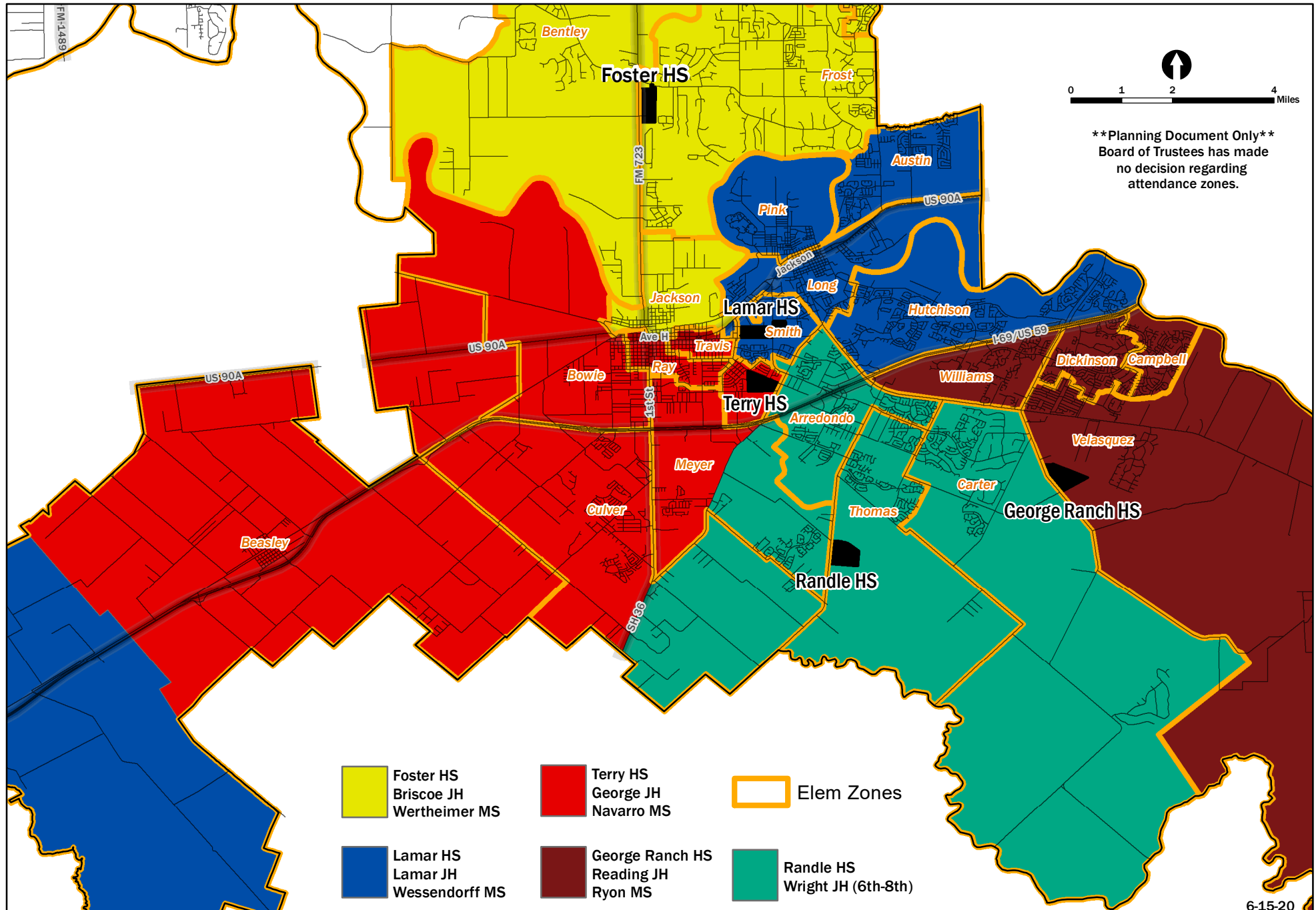
Committee Option 5

Lamar CISD -- Secondary School Rezoning



Committee Option 5

Lamar CISD -- Secondary School Rezoning



****Planning Document Only****
 Board of Trustees has made
 no decision regarding
 attendance zones.

- | | | |
|--|--|----------------------------------|
| Foster HS
Briscoe JH
Wertheimer MS | Terry HS
George JH
Navarro MS | Elem Zones |
| Lamar HS
Lamar JH
Wessendorff MS | George Ranch HS
Reading JH
Ryon MS | Randle HS
Wright JH (6th-8th) |

Option 5

Projected Resident 9th-12th Grade Students

	2021	2022	2023	2024	2025	2026	2027	2028	2029
George Ranch	2,194	1,903	1,601	1,528	1,474	1,442	1,391	1,502	1,659
Lamar	2,027	2,123	2,246	2,329	2,407	2,505	2,594	2,731	2,962
Randle	977	1,551	2,151	2,244	2,333	2,462	2,622	2,815	3,033
Terry	2,058	1,994	1,945	2,049	2,154	2,203	2,348	2,565	2,782

Ethnicity /SES Breakdown

Resident EE-12th Grade Students

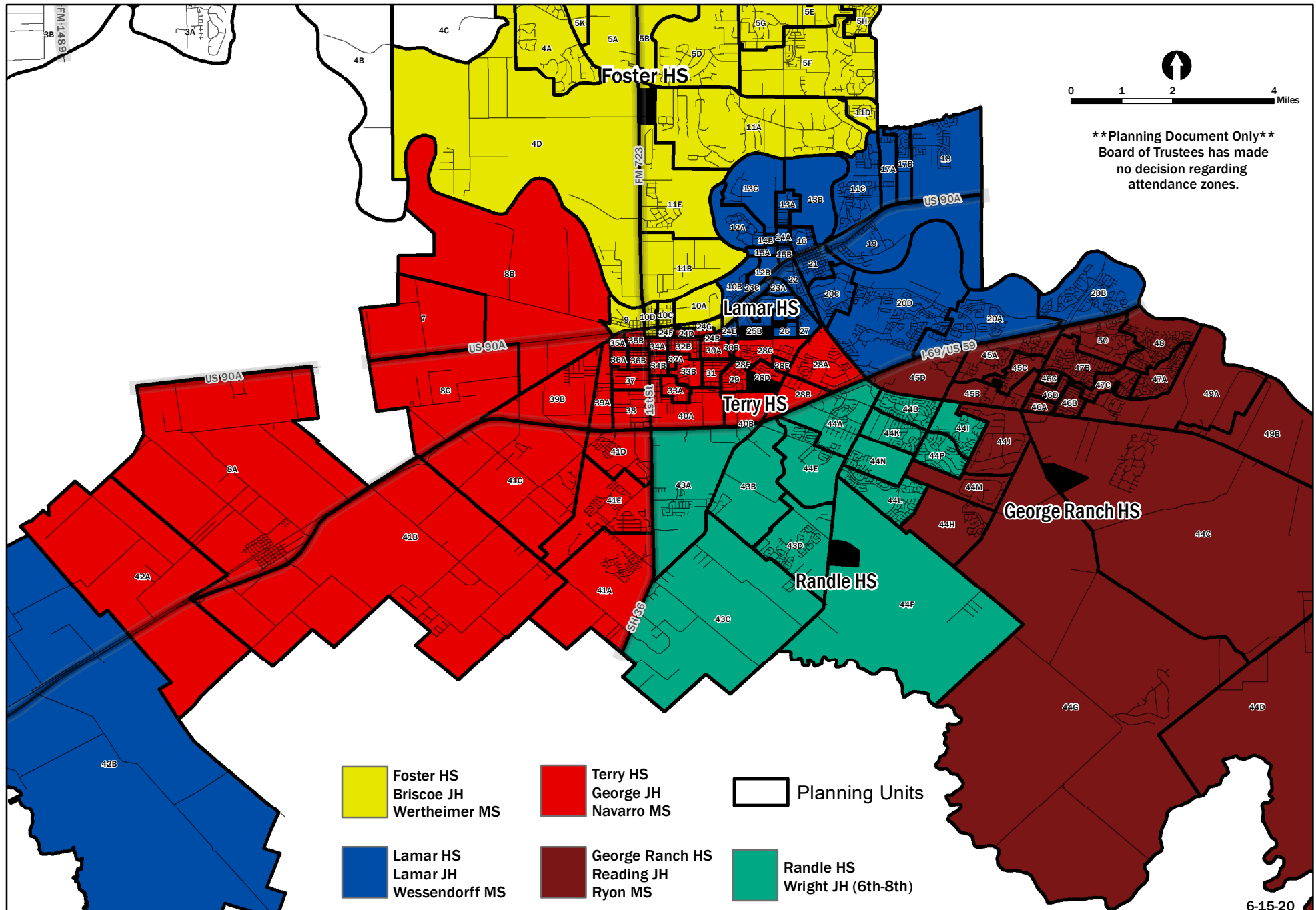
	Randle	George Ranch	Lamar	Terry	Foster	Fulshear	LCISD
Black	31%	23%	26%	11%	24%	21%	23%
Hispanic	38%	25%	54%	79%	32%	25%	43%
White	20%	42%	14%	8%	32%	44%	26%
Asian	10%	11%	5%	1%	11%	8%	8%
Other	1%	0%	1%	0%	1%	2%	1%
EcoDis	45%	25%	65%	75%	33%	25%	46%

2020-21 Elementary Feeders into Proposed Secondary Tracks

	Randle	George Ranch	Lamar	Terry
Arredondo	100%			
Beasley			32%	68%
Carter	100%			
Culver	12%			88%
Hutchison			100%	
Meyer	48%			52%
Smith			100%	
Williams		100%		

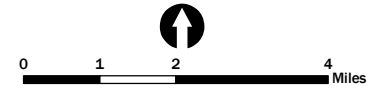
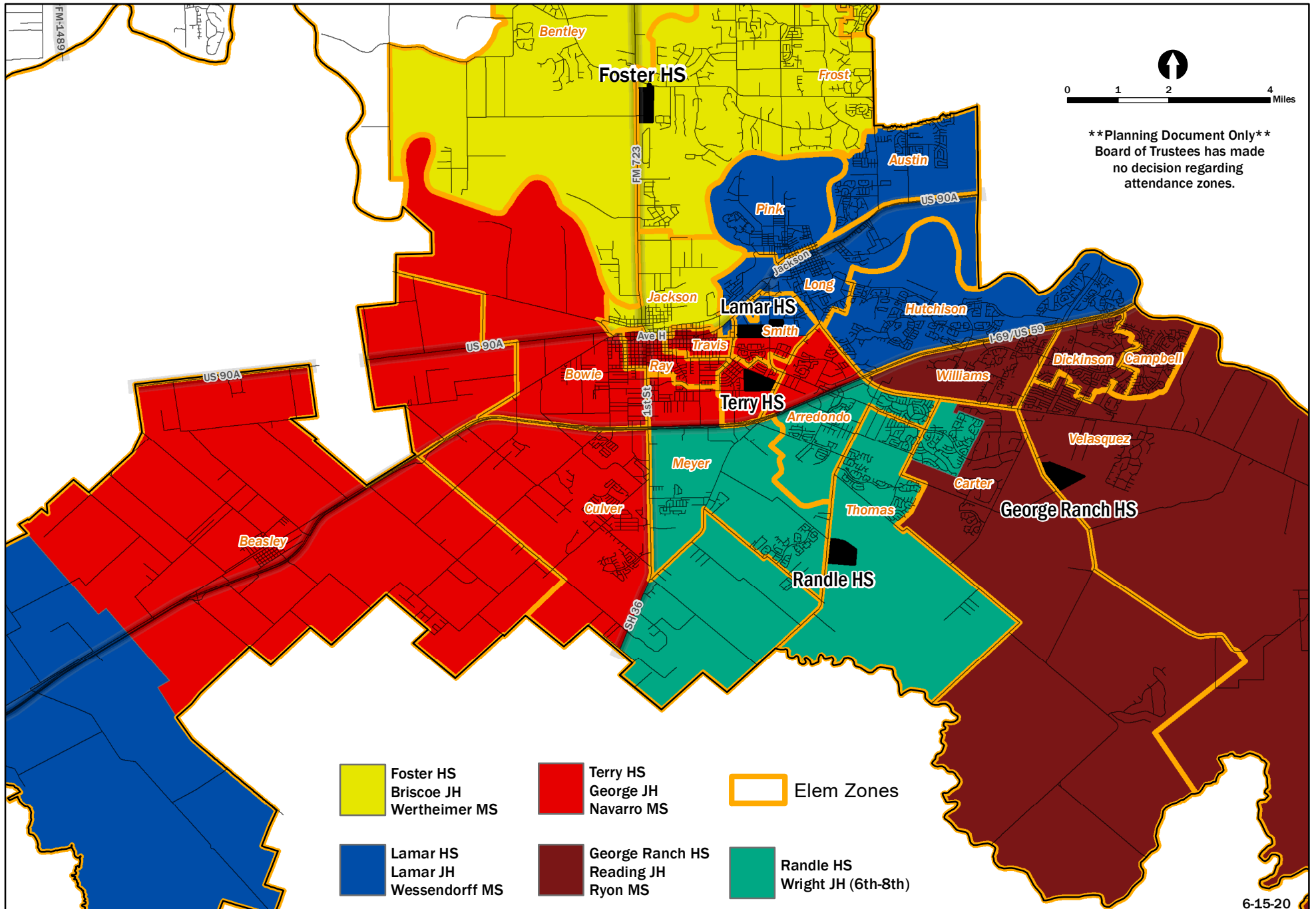
Committee Option 6

Lamar CISD -- Secondary School Rezoning



Committee Option 6

Lamar CISD -- Secondary School Rezoning



****Planning Document Only****
Board of Trustees has made
no decision regarding
attendance zones.

Option 6

Projected Resident 9th-12th Grade Students

	2021	2022	2023	2024	2025	2026	2027	2028	2029
George Ranch	2,300	2,073	1,859	1,807	1,786	1,793	1,792	1,976	2,205
Lamar	1,967	2,038	2,145	2,232	2,313	2,414	2,504	2,636	2,860
Randle	852	1,355	1,893	2,003	2,083	2,188	2,321	2,488	2,663
Terry	2,137	2,105	2,046	2,108	2,186	2,217	2,338	2,513	2,708

Ethnicity /SES Breakdown

Resident EE-12th Grade Students


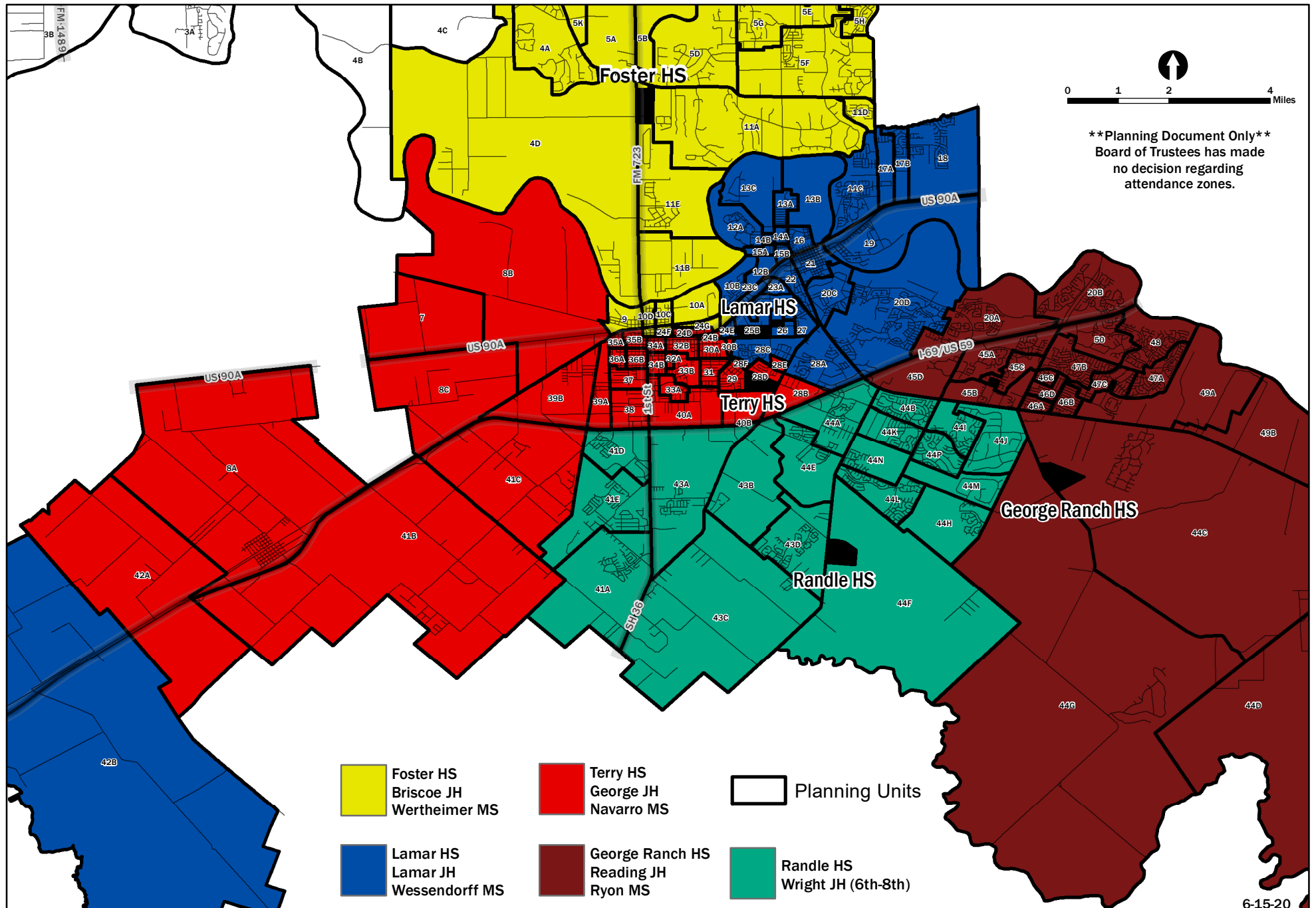
	Randle	George Ranch	Lamar	Terry	Foster	Fulshear	LCISD
Black	32%	23%	26%	13%	24%	21%	23%
Hispanic	42%	25%	54%	76%	32%	25%	43%
White	18%	41%	14%	9%	32%	44%	26%
Asian	8%	11%	5%	2%	11%	8%	8%
Other	1%	1%	1%	0%	1%	2%	1%
EcoDis	49%	25%	66%	74%	33%	25%	46%

2020-21 Elementary Feeders into Proposed Secondary Tracks

	Randle	George Ranch	Lamar	Terry
Arredondo	62%			38%
Beasley			32%	68%
Carter	62%	38%		
Culver	12%			88%
Hutchison			100%	
Meyer	81%			19%
Smith			62%	38%
Williams		100%		

Committee Option 7

Lamar CISD -- Secondary School Rezoning

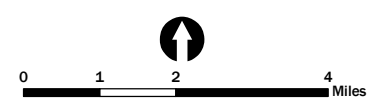
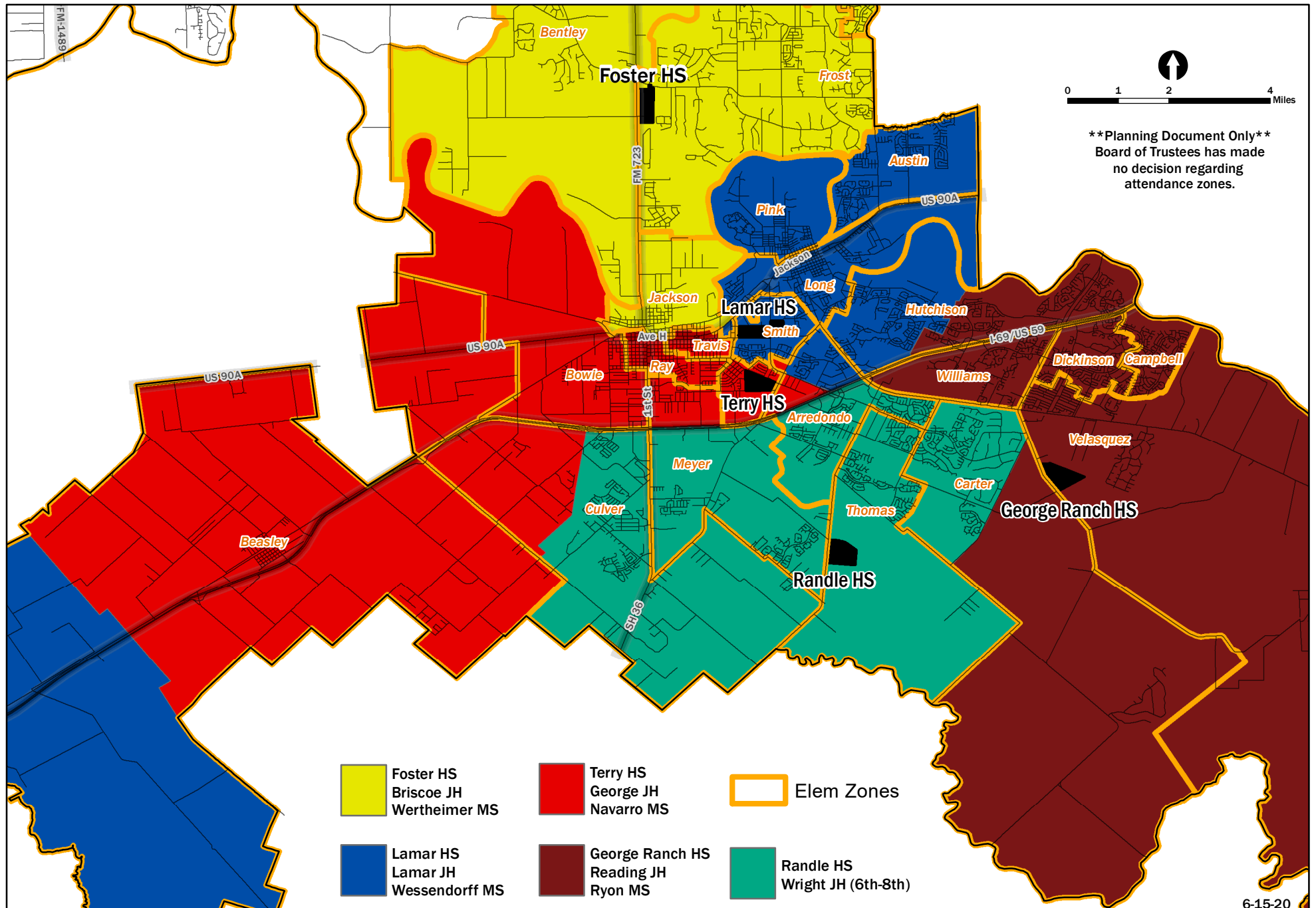


****Planning Document Only****
 Board of Trustees has made
 no decision regarding
 attendance zones.

- | | | |
|--|--|----------------------------------|
| Foster HS
Briscoe JH
Wertheimer MS | Terry HS
George JH
Navarro MS | Planning Units |
| Lamar HS
Lamar JH
Wessendorff MS | George Ranch HS
Reading JH
Ryon MS | Randle HS
Wright JH (6th-8th) |

Committee Option 7

Lamar CISD -- Secondary School Rezoning



****Planning Document Only****
Board of Trustees has made
no decision regarding
attendance zones.

Option 7

Projected Resident 9th-12th Grade Students

	2021	2022	2023	2024	2025	2026	2027	2028	2029
George Ranch	2,374	2,183	1,989	1,943	1,943	1,946	1,921	2,079	2,297
Lamar	1,929	1,972	2,021	2,080	2,110	2,190	2,296	2,408	2,607
Randle	1,137	1,821	2,541	2,702	2,865	3,026	3,238	3,512	3,802
Terry	1,816	1,595	1,392	1,425	1,450	1,450	1,500	1,614	1,730

Ethnicity /SES Breakdown

Resident EE-12th Grade Students

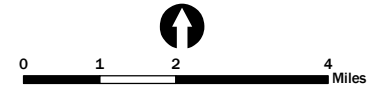
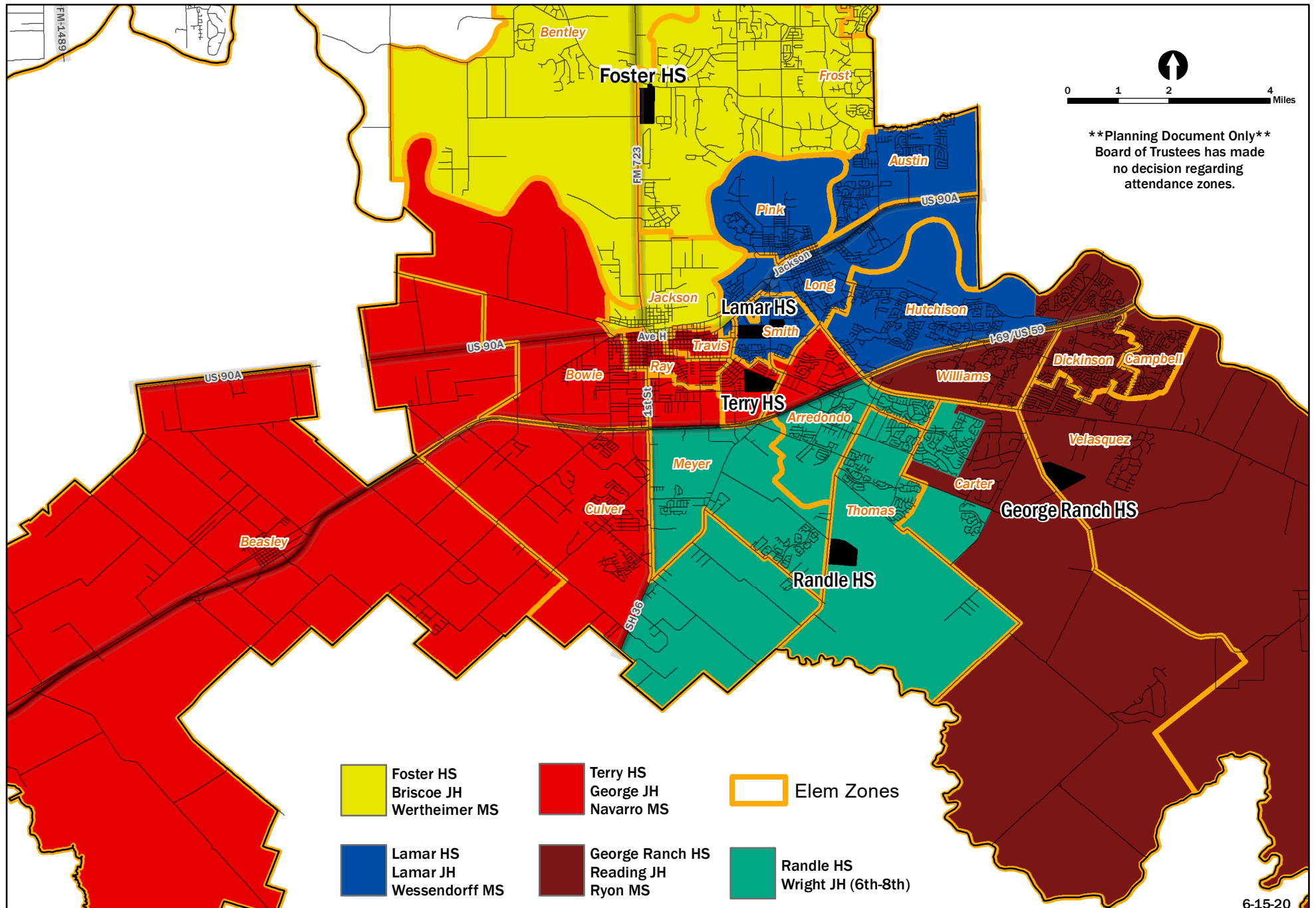
	Randle	George Ranch	Lamar	Terry	Foster	Fulshear	LCISD
Black	30%	25%	24%	8%	24%	21%	23%
Hispanic	44%	24%	58%	83%	32%	25%	43%
White	17%	38%	14%	8%	32%	44%	26%
Asian	8%	12%	3%	0%	11%	8%	8%
Other	1%	0%	1%	0%	1%	2%	1%
EcoDis	49%	29%	68%	81%	33%	25%	46%

2020-21 Elementary Feeders into Proposed Secondary Tracks

	Randle	George Ranch	Lamar	Terry
Arredondo	62%		21%	18%
Beasley			32%	68%
Carter	93%	7%		
Culver	90%			10%
Hutchison		83%	17%	
Meyer	81%			19%
Smith			100%	
Williams		100%		

Committee Option 8

Lamar CISD -- Secondary School Rezoning



****Planning Document Only****
Board of Trustees has made
no decision regarding
attendance zones.

Option 8

Projected Resident 9th-12th Grade Students

	2021	2022	2023	2024	2025	2026	2027	2028	2029
George Ranch	2,323	2,086	1,854	1,795	1,766	1,755	1,727	1,890	2,089
Lamar	1,852	1,909	1,991	2,056	2,131	2,230	2,333	2,466	2,702
Randle	893	1,434	2,029	2,161	2,268	2,399	2,552	2,741	2,945
Terry	2,188	2,142	2,069	2,138	2,203	2,228	2,343	2,516	2,700

Ethnicity /SES Breakdown

Resident EE-12th Grade Students

	Randle	George Ranch	Lamar	Terry	Foster	Fulshear	LCISD
Black	32%	24%	25%	13%	24%	21%	23%
Hispanic	41%	24%	56%	77%	32%	25%	43%
White	18%	40%	14%	8%	32%	44%	26%
Asian	8%	12%	4%	1%	11%	8%	8%
Other	1%	1%	1%	0%	1%	2%	1%
EcoDis	47%	26%	66%	75%	33%	25%	46%

2020-21 Elementary Feeders into Proposed Secondary Tracks

	Randle	George Ranch	Lamar	Terry
Arredondo	62%			38%
Beasley				100%
Carter	72%	28%		
Culver	12%			88%
Hutchison		36%	64%	
Meyer	81%			19%
Smith			100%	
Williams		100%		