

A banner with a light blue background and a yellow sun graphic on the left. The text 'Regular Board Meeting' is written in a large, bold, red, italicized font. The background features a repeating pattern of 'Lamar CISD' in a smaller, blue, sans-serif font.

# *Regular Board Meeting*

Lamar Consolidated Independent School District  
Board of Trustees  
Thursday, April 25, 2013  
7:00 PM

Michael Richard, President • Karen Mendoza, Vice President • Julie Thompson, Secretary  
Dar Hakimzadeh • Sam Hopkins • Frank Torres • Rhonda Zacharias

**LAMAR CISD BOARD OF TRUSTEES  
REGULAR BOARD MEETING  
BRAZOS CROSSING ADMINISTRATION BUILDING  
3911 AVENUE I, ROSENBERG, TEXAS  
APRIL 25, 2013  
7:00 PM**

**AGENDA**

1. Call to order and establishment of a quorum
2. Opening of meeting
3. Recognitions/awards
  - A. Divers
  - B. DECA/Skills USA
4. Audience to patrons
5. Approval of minutes
  - A. March 21, 2013 - Regular Board Meeting 6
6. Board members reports
  - A. Meetings and events
7. Superintendent reports
  - A. Meetings and events
  - B. Information for immediate attention
  - C. Introductions
8. **ACTION ITEMS**
  - A. **Goal: Planning**
    1. Consider ratification of Financial and Investment Reports 15
    2. Consider approval of budget amendment requests 19
    3. Consider approval of independent auditors for the 2012 - 2013 school year 21
    4. Consider approval of resolutions proclaiming:
      - a. Public School Paraprofessionals' Day 31
      - b. School Nurses' Week 33
      - c. Teacher Appreciation Week 35
    5. Consider approval of donations to the district, including, but not limited to: 37
      - a. Dickinson Elementary School
      - b. McNeill Elementary School
    6. Consider approval of Board Policy 38
      - a. BE(LOCAL) - Board Meetings
    7. Consider approval of Interdistrict Student Transfers for the 2013 - 2014 school year 41
    8. Consider approval of depository bank contract 45

|   |     |
|---|-----|
| 9. Consider approval of purchase of furniture and equipment   | 47  |
| 10. Consider approval of Bid #11-2013 for the Traffic Signal at Polly Ryon Middle School  | 51  |
| 11. Consider approval of HVAC full coverage maintenance service agreement and job order contracting services  | 53  |
| 12. Consider approval of agreement with the City of Rosenberg for reclaimed water service   | 56  |
| 13. Consider approval of deductive change order #1 and final payment for the tennis court resurfacing at Lamar Consolidated High and Lamar Junior High schools  | 62  |
| 14. Consider approval of Lamar CISD Zoning Committee recommendations for Adolphus Elementary  | 66  |
| 15. Consider approval of UnitedHealthcare as the group health plan administrator  | 69  |
| 16. Consider approval of a two- year agreement for experienced after-school program providers   | 80  |
| <b>B. Goal: Technology</b>  |     |
| 1. Consider approval of contract services for KRONOS project management and implementation support  | 86  |
| 2. Consider approval of vendor for database conversion software   | 88  |
| <b>C. Goal: Instructional</b>   |     |
| 1. Consider approval of out-of-state trip requests, including, but not limited to:  | 93  |
| a. Foster High, Lamar Consolidated High, and George Ranch High schools speech and debate teams  |     |
| <b>9. INFORMATION ITEMS</b>   |     |
| <b>A. Goal: Instructional</b>   |     |
| 1. 2012 - 2013 Summer School  | 94  |
| <b>B. Goal: Planning</b>  |     |
| 1. Tax Collection Report  | 98  |
| 2. Payments for Construction Projects   | 104 |
| 3. Region 4 Maintenance and Operations Update   | 106 |
| 4. Bond Update  | 110 |
| 5. 2012 - 2013 Heart of Giving Campaign   | 114 |
| <b>10. CLOSED SESSION</b>   |     |
| <b>A. Adjournment to closed session pursuant to Texas Government Code Sections 551.071, 551.072, 551.074, and 551.082, the Open Meetings Act, for the following purposes: (Time_____)</b>   |     |
| 1. Section 551.074 - For the purpose of considering the appointment, employment, evaluation, reassignment, duties, discipline or dismissal of a public officer or employee or to hear complaints or charges against a public officer or employee. | 116 |

- a. Approval of personnel recommendations or employment of professional personnel 117
- b. Employment of professional personnel (Information) 123
- c. Employee resignations and retirements 124
- d. Consider renewal of contract for professional teachers/support personnel 127
- e. Consider approval of non-renewal of professional employees including teachers
- f. Consider proposed termination of staff on probationary contracts, including teachers, at end of contract
- g. Consider employment of Principal for Beasley Elementary School 209
- 2. Section 551.072 - For the purpose of discussing the purchase, exchange, lease or value of real property
  - a. Land acquisition
- 3. Section 551.071 - To meet with the District's attorney to discuss matters in which the duty of the attorney to the District under the Texas Disciplinary Rules of Professional Conduct of the State Bar of Texas clearly conflicts with the Open Meetings Act, including the grievance/complaint hearing.
  - a. Any item listed on the agenda
  - b. Discuss pending, threatened, or potential litigation, including school finance litigation

RECONVENE IN OPEN SESSION

**Action on Closed Session Items  
Future Agenda Items**

ADJOURNMENT: (Time \_\_\_\_\_)

If during the course of the meeting covered by this notice, the Board should determine that a closed session of the Board should be held or is required in relation to an item noticed in this meeting, then such closed session as authorized by Section 551.001 et seq. of the Texas Government Code (the Open Meetings Act) will be held by the Board at that date, hour or place given in this notice or as soon after the commencement of the meeting covered by this notice as the Board may conveniently meet in such closed session concerning any and all subjects and for any and all purposes permitted by Section 551.071-551.084, inclusive, of the Open Meetings Act, including, but not limited to:

Section 551.084 - For the purpose of excluding witness or witnesses from a hearing during examination of another witness.

Section 551.071 - For the purpose of a private consultation with the Board's attorney on any or all subjects or matters authorized by law.

Section 551.072 - For the purpose of discussing the purchase, exchange, lease or value of real property.

Section 551.073 - For the purpose of considering a negotiated contract for a prospective gift or donation.

Section 551.074 - For the purpose of considering the appointment, employment, evaluation, reassignment, duties, discipline or dismissal of a public officer or employee or to hear complaints or charges against a public officer or employee.

Section 551.082 - For the purpose of considering discipline of a public school child or children or to hear a complaint by an employee against another employee if the complaint or charge directly results in a need for a hearing.

Section 551.076 - To consider the deployment, or specific occasions for implementation, of security personnel or devices.

Section 551.083 - For the purpose of considering the standards, guidelines, terms or conditions the Board will follow, or instruct its representatives to follow, in consultation with representatives of employee groups in connection with consultation agreements provided for by Section 13.901 of the Texas Education Code.

Section 551.0821 – For the purpose of deliberating a matter regarding a public school student if personally identifiable information about the student will necessarily be revealed by the deliberation.

Should any final action, final decision or final vote be required in the opinion of the Board with regard to any matter considered in such closed session, then such final action, final decision or final vote shall be at either:

- a. the open meeting covered by this notice upon the reconvening of this public meeting, or
- b. at a subsequent public meeting of the Board upon notice thereof, as the Board may determine.

**CERTIFICATE AS TO POSTING OR GIVING OF NOTICE**

On this 18th day of April 2013 at 3:30 p.m., this notice was posted on a bulletin board located at a place convenient to the public in the central administrative offices of the Lamar Consolidated Independent School District, 3911 Avenue I, Rosenberg, Texas 77471, and in a place readily accessible to the general public at all times.



Karen Vacek  
Secretary to Superintendent

**Regular Meeting**

**Be It Remembered**

**The State of Texas** §  
**County of Fort Bend** §  
**Lamar Consolidated Independent School District** §

**Notice of Regular Meeting Held**

On this the 21<sup>st</sup> day of March 2013, the Board of Trustees of the Lamar Consolidated Independent School District of Fort Bend County, Texas met in Regular Session in Rosenberg, Fort Bend County, Texas.

**1. CALL TO ORDER AND ESTABLISHMENT OF A QUORUM**

This meeting was duly called to order by the President of the Board of Trustees, Michael Richard, at 7:00 p.m.

**Members Present:**

|                  |                |
|------------------|----------------|
| Michael Richard  | President      |
| Karen Mendoza    | Vice President |
| Julie Thompson   | Secretary      |
| Dar Hakimzadeh   | Member         |
| Sam Hopkins      | Member         |
| Frank Torres     | Member         |
| Rhonda Zacharias | Member         |

**Others Present:**

|                |  |
|----------------|--|
| Thomas Randle  | Superintendent                             |
| Kevin McKeever | Administrator for Operations               |
| Jill Ludwig    | Chief Financial Officer                    |
| Laura Lyons    | Executive Director of Elementary Education |
| Walter Bevers  | Executive Director of Secondary Education  |
| Kathleen Bowen | Executive Director of Human Resources      |
| Mike Rockwood  | Executive Director of Community Relations  |
| David Jacobson | Chief Technology Information Officer       |
| Rick Morris    | Attorney                                   |

**BUSINESS TRANSACTED**

Business properly coming before the Board was transacted as follows: to witness—

**2. OPENING OF MEETING**

The prayer was led by Dr. Bevers and the pledge of allegiance was recited.

**3. RECOGNITIONS/AWARDS**

**a. All-State Band/Choir**

All-State band honorees recognized were Foster High School student Elsa Toskey, George Ranch High School students Abby Platt and Elise Lasker. All-State choir honorees recognized were Terry High School student Vince Dy Cruz, Foster High School student Cambrey Wilhelm, and Lamar Consolidated High School student Matt Roorda.

**b. Houston Livestock Show and Rodeo Reserve Grand Champion**

The Houston Livestock Show and Rodeo Reserve Grand Champion honoree recognized was Rachael Faye Becker. Her piece of art sold at the auction for a new record of \$195,000.

**c. State Wrestling Champion**

The Board recognized Foster High School student Johnny Nguyen, first ever LCISD wrestling champion, who won the 120 pound Division 4A championship.

**d. Terry High School State Champion Basketball Team**

State champion basketball team members recognized were Terry High School students Drake James, Sherrard Davis, Josh Bradshaw, Michael Maxwell, Rodney Fobbs, Noah Sanchez, Neilson Williams, Ja Qourie Huerell, Dimetri Amerson, Charles Rush, James Ives, Eugene Wright, Billy White, and Derrick Griffin.

**4. AUDIENCE TO PATRONS**

None

**5. APPROVAL OF MINUTES OF FEBRUARY 19, 2013 SPECIAL BOARD MEETING (WORKSHOP) AND FEBRUARY 21, 2013 REGULAR BOARD MEETING**

It was moved by Ms. Thompson and seconded by Ms. Zacharias that the Board of Trustees approve the minutes of February 19, 2013 Special Board Meeting (Workshop) and February 21, 2013 Regular Board Meeting. The motion carried unanimously.

**6. BOARD MEMBER REPORTS**

**□ Meetings and Events**

Ms. Zacharias reported that the Technology Committee met and the district has 832 projectors and every classroom has a projector. The cost of the bulbs is \$120,000 a year. The executive team has created a project to centralize the distribution and management of the light bulbs and have managed to save about 49% on the bulbs which is about a \$25,000 - \$30,000 annual savings every year. She commended the executive team and the facilities team for their management efforts. One of the highlights of the meeting was the Algebra I Quiz Bowl. Mr. Chad Jones reported on the highlights of that event.

Mr. Hopkins reported the Facilities Committee met. The projects to be done this summer for renovations have been defined and are currently in the process of selecting a contractor. The Lamar High School baseball/softball field is in the design stage and Adolphus Elementary and Polly Ryon Middle School are on schedule and on budget.

President Richard reported that the Finance Committee met and had two main items on the agenda: current finances for the district and discussed some issues with health insurance. The insurance program will be approved by the Board next month.

Ms. Mendoza reported the Policy Committee met in January to review the Localized Policy Manual Update 95 and it is being presented to the Board this month for approval. Ms. Mendoza attended Session III of Leadership TASB where she had the honor to visit three different school districts in the Corpus Christi area and commended our district for using our facilities adequately and doing an outstanding job. She highly recommended that everyone watch a short documentary film titled "*Stranger No More.*" She was elected to coordinate a presentation that will be given at the convention this fall.

## **7. SUPERINTENDENT REPORTS**

### **□ Meetings and Events**

The City of Rosenberg will be sponsoring a parade for the State Champion Basketball team at Terry High School on Wednesday, March 27<sup>th</sup>. It will begin at 5:30 p.m. at the movie theater at Brazos Town Center and end at Terry High School where they will provide the team with a proclamation.

Dr. Randle reported that we had China educators and dignitaries visit George Ranch High School and they were overwhelmed with the visit.

### **□ Information for Immediate Attention**

### **□ Introductions**

Dr. Kathleen Bowen introduced new staff to the Board:

Henva Bhola, principal, Williams Elementary  
Kera Faltysek, principal, Velasquez Elementary  
Carla Thomas, assistant principal, Smith Elementary  
Shaun McDowell, Campus Athletic Coordinator/Head Football Coach,  
Foster High School

## **ACTION ITEMS FOR CONSENT OF APPROVAL: 8.A-1—8.A-2, 8.B-1—8.B-7, 8.B-10, 8.B-12—8.B-17, 8.C-1 and 8.D-1**

It was moved by Mr. Hopkins and seconded by Ms. Mendoza that the Board of Trustees approve these action items as presented. The motion carried unanimously.



**8. A GOAL: PERSONNEL**

**8. A-1 Approval of 2013—2014 Employee Report/End Date Table**

adopted the 2013—2014 Employee Report/End Date Schedule as presented and approved begin and end dates for job titles as indicated on the table. (See inserted pages 14-A—14-D.)

**8. A-2 Approval of New PDAS Appraisers for Teaching Staff, 2012—2013 School Year**

approved the 2012—2013 Professional Development Appraisal System (PDAS) appraiser(s) who have recently become certified or are new to Lamar Consolidated Independent School District.

**8. B GOAL: PLANNING**

**8. B-1 Consider Ratification of Quarterly Investment Report**

ratified the quarterly investment report as submitted for the quarter ending February 28, 2013. (See inserted pages 14-E—14-J.)

**8. B-2 Consider Ratification of Financial and Investment Reports**

ratified the financial and investment reports as presented.

**8. B-3 Approval of Budget Amendment Requests**

approved budget amendment requests as presented. (See inserted page 14-K.)

**8. B-4 Approval of Resolution and Interlocal Agreement with the School Purchasing Alliance**

approved a resolution and the interlocal agreement with the School Purchasing Alliance for the 2013—2014 school year. (See inserted pages 14-L—14-W.)

**8. B-5 Approval of Purchase of Projector Bulbs**

approved the purchase of projector bulbs from Interlight and Specialty Bulb Company, Inc.

**8. B-6 Approval of Resolutions proclaiming:**

**a. Educational Administrative Professionals' Week**

approved the attached resolution proclaiming April 22—26, 2013 as Educational Administrative Professionals' Week in the Lamar Consolidated Independent School District. (See inserted page 14-X.)

**b. Librarians' Week**

approved the attached resolution proclaiming the week of April 15—19, 2013 as Librarians' Week in the Lamar Consolidated Independent School District. (See inserted page 15-A.)

**c. Volunteer Appreciation Week**

approved the attached resolution proclaiming the week of April 15—19, 2013 as Volunteer Appreciation Week in the Lamar Consolidated Independent School District. (See inserted page 15-B.)

**8. B-7 Approval of Donations to the District, including, but not limited to:**

**a. Hutchison Elementary School**

approved donations to the district.

**8. B-10 Approval of Request for 2013 Historic Site Exemption Qualification for the George Ranch Historical Park**

approved 2013 Historic Site Exemption Qualification for the George Ranch Historical Park.

**8. B-12 Approval of Revised Election Order and Notice**

approved the revised Election Order and Notice for a Board of Trustees election to be held on May 11, 2013 for the purpose of electing Single-Member District positions #1, #2, #3 and #6 to the Board of Trustees of Lamar Consolidated Independent School District. (See inserted pages 15-C—15-F.)

**8. B-13 Approval of CSP #08-2013 for the Renovations to Bowie Elementary, Jackson Elementary, George Junior High, Lamar Consolidated High, and Terry High Schools**

approved Durotech for the renovations to Bowie Elementary, Jackson Elementary, George Junior High, Lamar Consolidated High, and Terry High schools plus all alternates in the amount of \$5,796,475 and amended budget as necessary.

**8. B-14 Approval of HVAC Testing and Balance Consultant Services for the Terry High, George Junior High, and Jackson Elementary School Renovation Projects**

approved testing and balancing consultant services from Engineered Air Balance for the Terry High, George Junior High, and Jackson Elementary School renovation projects not to exceed \$43,030.

**8. B-15 Approval of Final Payment for Secondary Access Drive Project**

approved the final payment of \$32,584.30 to Jerdon Enterprise for the completion of the secondary access drive.

**8. B-16 Approval of Asbestos Abatement Consulting Services for the following:**

**a. George Junior High School**

approved Environmental Services, Inc. (ESI) to provide asbestos consulting services for the abatement projects at George Junior High not to exceed \$10,240.

**b. Terry High School**

approved Environmental Services, Inc. (ESI) to provide asbestos consulting services for the abatement projects at Terry High School not to exceed \$7,220.

**8. B-17 Approval of Asbestos Abatement Bids for the following Renovation Projects:**

**a. George Junior High School**

approved Arc Abatement for the asbestos abatement for the renovations to George Junior High School in the amount of \$30,800 and amended the budget as necessary.

**b. Terry High School**

approved AAR for the asbestos abatement for the renovations to Terry High School in the amount of \$9,861 and amended the budget as necessary.

**8. C GOAL: INSTRUCTIONAL**

**8. C-1 Approval of Out-of-State Trip Requests, including, but not limited to:**

**a. Foster High School CTE DECA**

approved out-of-state travel for Foster High School CTE DECA team to travel to the National DECA contest in Anaheim, California on April 23—28, 2013.

**8. D GOAL: SAFE, DRUG-FREE AND DISCIPLINED SCHOOLS**

**8. D-1 Approval of the Lamar CISD Student Code of Conduct and Secondary Dress Code for the 2013—2014 School Year**

approved the Lamar CISD Student Code of Conduct and secondary dress code for the 2013—2014 school year.

**9. INFORMATION ITEMS**

**9. A GOAL: INSTRUCTIONAL**

**9. A-1 Quarterly Academic Update**

Brian Moore shared information on STAAR scores, Kathyne Salinas provided information on reading recovery, and Tracie Holub gave a CTE update.

**8. B GOAL: PLANNING**

**8. B-8 Approval of Board Policy – Second Reading**

**a. Localized Policy Manual Update 95**

It was moved by Ms. Mendoza and seconded by Mr. Torres that the Board of Trustees approve Localized Policy Manual Update 95. (See inserted pages 17-A—17-N.)

**8. B-9 Consider Revision to Policy DFE(LOCAL)**

It was moved by Ms. Zacharias and seconded by Ms. Mendoza that the Board of Trustees approve the Executive Director of Human Resources to accept any contract employee's resignation effective at any time during the contract period.

**8. B-11 Discussion and Action on Request for the Historic Site Exemption Qualification for the Simonton School**

It was moved by Mr. Hopkins and seconded by Ms. Thompson that the Board of Trustees approve the request for property tax exemption for the Simonton School to be effective for the 2013 tax year, and to be renewed on an annual basis. The motion carried unanimously.

**8. B-18 Approval of Design Development for the Renovations to Traylor Stadium**

It was moved by Ms. Thompson and seconded by Mr. Torres that the Board of Trustees approve the design development for the renovations to Traylor Stadium as presented by PBK Architects. The motion carried unanimously.

**8. B-19 Discussion and Action on Board Operating Procedures**

It was moved by Ms. Thompson and seconded by Ms. Mendoza that the Board of Trustees change Item I-A-4 in the Board Operating Procedures to read that three board members, instead of four, may request an item to be listed for the next board meeting and to instruct staff to update the policy to coincide with that procedure.

It was moved by Mr. Hakimzadeh that the Board of Trustees postpone the request to change from four to three until next month's Regular Board Meeting until a committee can be formed and discuss in greater detail.

Due to lack of a second, the motion failed.

Voting in favor of the original motion: Ms. Thompson, Ms. Mendoza, Ms. Zacharias, Mr. Richard, Mr. Hopkins, Mr. Torres

Voting in opposition: Mr. Hakimzadeh

The motion carried.

It was moved by Mr. Hakimzadeh that the Board of Trustees retract Item XIII-C from the Board Operating Procedures which states "Discussions during executive session must remain confidential." Due to lack of a second, the motion failed.

**9. INFORMATION ITEMS**

**9. A GOAL: INSTRUCTIONAL**

**9. A-2 State of Texas Assessments of Academic Readiness (STAAR) Results – Grades 3-8, Spring 2012**

**9. B GOAL: PLANNING**

**9. B-1 Tax Collection Report**

**9. B-2 Payments for Construction Projects**

**9. B-3 Region 4 Maintenance and Operations Update**

**9. B-4 Bond Update**

**ADJOURNMENT TO CLOSED SESSION PURSUANT TO TEXAS GOVERNMENT CODE SECTIONS 551.071, 551.072, 551.074, AND 551.082, THE OPEN MEETINGS ACT, FOR THE FOLLOWING PURPOSES:**

1. Section 551.074 – For the purpose of considering the appointment, employment, evaluation, reassignment, duties, discipline or dismissal of a public officer or employee or to hear complaints or charges against a public officer or employee.
  - a. Approval of personnel recommendations or employment of professional personnel
  - b. Employment of professional personnel (Information)
  - c. Employee resignations and retirements
  - d. Consider extension of administrative contracts
2. Section 551.072 – For the purpose of discussing the purchase, exchange, lease or value of real property
  - a. Land acquisition
3. Section 551.071 – To meet with the District’s attorney to discuss matters in which the duty of the attorney to the District under the Texas Disciplinary Rules of Professional Conduct of the State Bar of Texas clearly conflicts with the Open Meetings Act, including the grievance/complaint hearing.
  - a. Any item listed on the agenda
  - b. Discuss pending, threatened, or potential litigation, including school finance litigation

The Board adjourned to Closed Session at 8:36 p.m. for the purposes listed above.

**RECONVENE IN OPEN SESSION – ACTION ON CLOSED SESSION ITEMS**

The Board reconvened in Open Session at 9:09 p.m.

**PERSONNEL RECOMMENDATIONS**

**10. A-1(a) Approval of Personnel Recommendations or Employment of Professional Personnel**

It was moved by Ms. Mendoza and seconded by Mr. Torres that the Board of Trustees approve personnel as presented. The motion carried unanimously.

**10. A-1(d) Consider Extension of Administrative Contracts**

It was moved by Ms. Zacharias and seconded by Ms. Thompson that the Board of Trustees approve administrative contracts as presented. The motion carried unanimously. (See inserted pages 19-A—19-E.)

**FUTURE AGENDA ITEMS**

Information Item: BMC Software has agreed to host students on a field trip to observe their Network Operations Center.

**ADJOURNMENT**

The meeting adjourned at 9:12 p.m.

**RECONVENE IN OPEN SESSION**

The meeting reconvened in Open Session at 9:13 p.m.

The April 18, 2013 Regular Board Meeting has been moved to April 25, 2013.

Meeting adjourned.

**LAMAR CONSOLIDATED INDEPENDENT SCHOOL DISTRICT**

**Signed:**

---

**Michael Richard**  
President of the Board of Trustees

---

**Julie Thompson**  
Secretary of the Board of Trustees

## **CONSIDER RATIFICATION OF FINANCIAL AND INVESTMENT REPORTS**

### **RECOMMENDATION:**

That the Board of Trustees ratify the Financial and Investment Reports as presented.

### **PROGRAM DESCRIPTION:**

Financial reporting is intended to provide information useful for many purposes. The reporting function helps fulfill government's duty to be publicly accountable, as well as to help satisfy the needs of users who rely on the reports as an important source of information for decision-making.

Financial reports and statements are end products of the reporting process. You will find attached the following reports:

- Ratification of March 2013 Disbursements, all funds
  - List of disbursements for the month by type of expenditure
- Financial Reports
  - Year-to-Date Cash Receipts and Expenditures, General Fund only
  - Investment Report

Submitted by: Jill Ludwig, Chief Financial Officer

Recommended for ratification:

*Thomas Randle*

Dr. Thomas Randle  
Superintendent

## SCHEDULE OF MARCH 2013 DISBURSEMENTS

**IMPACT/RATIONALE:**

All disbursements made by the Accounting Department are submitted to the Board of Trustees for ratification on a monthly basis. Disbursements made during the month of March total \$14,449,976 and are shown below by category:

| <u>3-Digit Object</u> | <u>Description</u>                                    | <u>Disbursements</u> |
|-----------------------|---|----------------------|
| 611/612               | Salaries and Wages, All Personnel                     | 11,413,162           |
| 614                   | Employee Benefits                                     | 355,692              |
| 621                   | Professional Services                                 | 222,149              |
| 623                   | Education Services Center                             | 16,667               |
| 624                   | Contracted Maintenance and Repair Services            | 95,132               |
| 625                   | Utilities   | 99,196               |
| 626                   | Rentals and Operating Leases                          | 16,065               |
| 629                   | Miscellaneous Contracted Services                     | 371,882              |
| 631                   | Supplies and Materials for Maintenance and Operations | 164,319              |
| 632                   | Textbooks and Other Reading Materials                 | 25,726               |
| 633                   | Testing Materials                                     | 8,774                |
| 634                   | Food Service  | 377,511              |
| 639                   | General Supplies and Materials                        | 209,388              |
| 641                   | Travel and Subsistence -- Employee and Student        | 82,967               |
| 642                   | Insurance and Bonding Costs                           | 2,000                |
| 649                   | Miscellaneous Operating Costs/Fees and Dues           | 479,832              |
| 659                   | Other Debt Services Fees                              | 1,000                |
| 661                   | Land Purchase and/or Improvements                     | 1,431                |
| 662                   | Building Purchase, Construction, and/or Improvements  | 390,973              |
| 663                   | Furniture & Equipment - \$5,000 or more per unit cost | 48,717               |
| 129                   | Misc. Receivable/Alternative Certification Fees       | 2,200                |
| 131                   | Inventory Purchases                                   | 58,539               |
| 217                   | Operating Transfers, Loans and Reimbursements         | 45                   |
| 573/575/592           | Miscellaneous Refunds/Reimbursements to Campuses      | 6,610                |
|                       | <b>Total</b>  | <b>14,449,976</b>    |

**PROGRAM DESCRIPTION:**


The report above represents all expenditures made during the month of March 2013 including purchasing card transactions from the previous month. The detailed check information is available upon request.

Submitted by,



Michele Reynolds,  
Director of Finance

Recommended for approval:



Dr. Thomas Randle  
Superintendent



**LAMAR CONSOLIDATED I.S.D.  
GENERAL FUND  
YEAR TO DATE CASH RECEIPTS AND EXPENDITURES  
(BUDGET AND ACTUAL)  
AS OF MARCH 31, 2013**

| <b>CASH RECEIPTS</b>               | <b>AMENDED<br/>BUDGET</b> | <b>ACTUAL</b>         | <b>BUDGET<br/>VARIANCE</b> | <b>PERCENT<br/>ACTUAL/<br/>BUDGET</b> |
|------------------------------------|---------------------------|-----------------------|----------------------------|---------------------------------------|
| 5700-LOCAL REVENUES                | 109,119,259.00            | 105,563,528.95        | (3,555,730.05)             | 96.7%                                 |
| 5800-STATE PROGRAM REVENUES        | 72,193,252.00             | 48,623,558.00         | (23,569,694.00)            | 67.4%                                 |
| 5900-FEDERAL PROGRAM REVENUES      | 2,070,000.00              | 1,602,909.00          | (467,091.00)               | 77.4%                                 |
| <b>TOTAL- REVENUES</b>             | <b>183,382,511.00 A</b>   | <b>155,789,995.95</b> | <b>(27,592,515.05)</b>     | <b>85.0%</b>                          |
| <b>EXPENDITURES</b>                |                           |                       |                            |                                       |
| 6100-PAYROLL COSTS                 | 154,343,872.00            | 84,478,358.00         | 69,865,514.00              | 54.7%                                 |
| 6200-PROFESSIONAL/CONTRACTED SVCS. | 13,339,241.00             | 5,236,984.00          | 8,102,257.00               | 39.3%                                 |
| 6300-SUPPLIES AND MATERIALS        | 7,998,833.00              | 3,569,515.00          | 4,429,318.00               | 44.6%                                 |
| 6400-OTHER OPERATING EXPENDITURES  | 8,915,369.00              | 4,635,430.00          | 4,279,939.00               | 52.0%                                 |
| 6600-CAPITAL OUTLAY                | 1,077,703.00              | 784,605.00            | 293,098.00                 | 0.0%                                  |
| <b>TOTAL-EXPENDITURES</b>          | <b>185,675,018.00 B</b>   | <b>98,704,892.00</b>  | <b>86,970,126.00</b>       | <b>53.2%</b>                          |
|                                    |                           |                       |                            | (62,931.00)                           |
|                                    |                           |                       | 43,190.76                  |                                       |
|                                    |                           |                       | 5,139.50                   |                                       |
|                                    |                           |                       | 14,600.00                  |                                       |
|                                    |                           |                       |                            | <u>62,930.26</u>                      |
|                                    |                           |                       |                            | <u>(0.74)</u>                         |
|                                    |                           |                       |                            | (62,931.00)                           |
|                                    |                           |                       | (62,930.26)                |                                       |

**A** Change from Prior Month  
Reading Jr High PTO donated to purchase a marquee  
Wertheimer PTA donated to purchase iPads and covers  
Hubenak PTA donated to purchase an asphalt track

**B** Change from Prior Month  
Same as above **A**

**Lamar CISD  
Local Investment Pools  
as of March 31, 2013**

| <b>ACCOUNT NAME</b>  | <b>BEGINNING<br/>BALANCE</b> | <b>TOTAL<br/>DEPOSIT</b> | <b>TOTAL<br/>WITHDRAWAL</b> | <b>TOTAL<br/>INTEREST</b> | <b>MONTH END<br/>BALANCE</b> |
|--|------------------------------|--------------------------|-----------------------------|---------------------------|------------------------------|
| <b>TexPool accounts are as follows:</b>                    |                              |                          |                             |                           |                              |
| Food Service   | 2,345,008.57                 | 0.00                     | 0.00                        | 208.48                    | 2,345,217.05                 |
| General Account  | 107,418,351.70               | 2,250,000.00             | 12,584,823.67               | 9,295.71                  | 97,092,823.74                |
| Capital Projects Series 2004                               | 8.51                         | 0.00                     | 0.00                        | 0.00                      | 8.51                         |
| Health Insurance   | 3,558,366.58                 | 788,305.92               | 450,000.00                  | 379.50                    | 3,897,052.00                 |
| Debt Service Series 2004                                   | 39.42                        | 0.00                     | 0.00                        | 0.00                      | 39.42                        |
| Workmen's Comp   | 786,782.03                   | 31,517.75                | 40,000.00                   | 71.11                     | 778,370.89                   |
| Property Tax   | 1,809,001.31                 | 2,343,469.42             | 0.00                        | 293.72                    | 4,152,764.45                 |
| Vending Contract Sponsor                                   | 474,826.32                   | 0.00                     | 0.00                        | 42.24                     | 474,868.56                   |
| Deferred Compensation                                      | 2.55                         | 0.00                     | 0.00                        | 0.00                      | 2.55                         |
| Debt Service Series 2005                                   | 118.91                       | 0.00                     | 0.00                        | 0.00                      | 118.91                       |
| Debt Service Series 2007                                   | 924,848.00                   | 0.00                     | 0.00                        | 82.23                     | 924,930.23                   |
| Capital Projects Series 2005                               | 666,781.54                   | 0.00                     | 0.00                        | 59.28                     | 666,840.82                   |
| Student Activity Funds                                     | 53,208.44                    | 0.00                     | 0.00                        | 4.69                      | 53,213.13                    |
| Taylor Ray Donation Account                                | 12,354.76                    | 0.00                     | 0.00                        | 1.12                      | 12,355.88                    |
| Capital Projects Series 2007                               | 3.63                         | 0.00                     | 0.00                        | 0.00                      | 3.63                         |
| Common Threads Donation                                    | 53,172.28                    | 0.00                     | 0.00                        | 4.70                      | 53,176.98                    |
| Debt Service Series 2008                                   | 2,070,630.10                 | 0.00                     | 0.00                        | 184.05                    | 2,070,814.15                 |
| Powell Point Series 2003                                   | 16,900.94                    | 0.00                     | 0.00                        | 1.45                      | 16,902.39                    |
| Capital Projects 2012A                                     | 22,027,470.61                | 0.00                     | 0.00                        | 1,958.23                  | 22,029,428.84                |
| Debt Service 2012A   | 1,798,110.20                 | 0.00                     | 0.00                        | 159.84                    | 1,798,270.04                 |
| Debt Service 2012B   | 608,096.65                   | 0.00                     | 0.00                        | 54.02                     | 608,150.67                   |
| <b>Lone Star Investment Pool Government Overnight Fund</b> |                              |                          |                             |                           |                              |
| Capital Projects Fund                                      | 5,014.16                     | 0.00                     | 0.00                        | 0.46                      | 5,014.62                     |
| Workers' Comp  | 719,888.02                   | 0.00                     | 0.00                        | 65.95                     | 719,953.97                   |
| Property Tax Fund  | 32,116.41                    | 0.00                     | 0.00                        | 2.94                      | 32,119.35                    |
| General Fund   | 2,584,399.30                 | 0.00                     | 0.00                        | 236.76                    | 2,584,636.06                 |
| Food Service Fund  | 90,368.95                    | 0.00                     | 0.00                        | 8.28                      | 90,377.23                    |
| Debt Service Series 1996                                   | 0.01                         | 0.00                     | 0.00                        | 0.00                      | 0.01                         |
| Capital Project Series 1998                                | 699.70                       | 0.00                     | 0.00                        | 0.06                      | 699.76                       |
| Debt Service Series 1990                                   | 0.04                         | 0.00                     | 0.00                        | 0.00                      | 0.04                         |
| Debt Service Series 1999                                   | 143,545.74                   | 0.00                     | 0.00                        | 13.15                     | 143,558.89                   |
| Capital Project Series 1999                                | 0.01                         | 0.00                     | 0.00                        | 0.00                      | 0.01                         |
| Capital Projects 2007                                      | 383.54                       | 0.00                     | 0.00                        | 0.04                      | 383.58                       |
| Capital Projects 2008                                      | 36,792.12                    | 0.00                     | 0.00                        | 3.37                      | 36,795.49                    |
| Capital Projects 2012A                                     | 22,027,695.48                | 0.00                     | 0.00                        | 2,017.96                  | 22,029,713.44                |
| <b>MBIA Texas CLASS Fund</b>                               |                              |                          |                             |                           |                              |
| General Account  | 15,312,710.54                | 0.00                     | 0.00                        | 2,232.17                  | 15,314,942.71                |
| Capital Project Series 1998                                | 904.36                       | 0.00                     | 0.00                        | 0.00                      | 904.36                       |
| Capital Projects Series 2007                               | 1.00                         | 0.00                     | 0.00                        | 0.00                      | 1.00                         |
| Debt Service Series 2007                                   | 1.00                         | 0.00                     | 0.00                        | 0.00                      | 1.00                         |
| Capital Projects Series 2012A                              | 11,023,218.75                | 0.00                     | 0.00                        | 1,606.89                  | 11,024,825.64                |
| <b>TEXSTAR</b>   |                              |                          |                             |                           |                              |
| Capital Projects Series 2007                               | 742.50                       | 0.00                     | 0.00                        | 0.05                      | 742.55                       |
| Debt Service Series 2008                                   | 3,007,547.36                 | 0.00                     | 0.00                        | 287.39                    | 3,007,834.75                 |
| Capital Projects Series 2008                               | 8,683,645.37                 | 0.00                     | 43,613.32                   | 826.67                    | 8,640,858.72                 |
| Debt Service Series 2012A                                  | 6,008,437.60                 | 0.00                     | 0.00                        | 574.14                    | 6,009,011.74                 |
| Debt Service Series 2012B                                  | 4,768.55                     | 0.00                     | 0.00                        | 0.43                      | 4,768.98                     |
| Capital Projects Series 2012A                              | 14,068,712.82                | 0.00                     | 411,732.95                  | 1,329.68                  | 13,658,309.55                |
| <b>TEXAS TERM/DAILY Fund</b>                               |                              |                          |                             |                           |                              |
| Capital Projects Series 2007                               | 2,237,909.44                 | 0.00                     | 0.00                        | 190.45                    | 2,238,099.89                 |
| Capital Projects Series 2008                               | 140.51                       | 0.00                     | 0.00                        | 0.01                      | 140.52                       |
| Capital Projects Series 2012A                              | 16,518,571.79                | 0.00                     | 0.00                        | 1,405.79                  | 16,519,977.58                |

| <b>ACCOUNT TYPE</b>                       | <b>AVG. RATE<br/>OF RETURN</b> | <b>CURRENT MONTH<br/>EARNINGS</b> |
|---|--------------------------------|-----------------------------------|
| <b>TEXPOOL ACCOUNT INTEREST</b>           | <b>0.10</b>                    | <b>\$12,800.37</b>                |
| <b>LONE STAR ACCOUNT INTEREST</b>         | <b>0.11</b>                    | <b>\$2,348.97</b>                 |
| <b>MBIA TEXAS CLASS ACCOUNT INTEREST</b>  | <b>0.17</b>                    | <b>\$3,839.06</b>                 |
| <b>TEXSTAR ACCOUNT INTEREST</b>           | <b>0.10</b>                    | <b>\$3,018.36</b>                 |
| <b>TEXAS TERM/DAILY ACCOUNT INTEREST</b>  | <b>0.10</b>                    | <b>\$1,596.25</b>                 |
| <b>TOTAL CURRENT MONTH EARNINGS</b>       |                                | <b>\$23,603.01</b>                |
| <b>EARNINGS 9-01-12 THRU 2-28-13</b>      |                                | <b>\$148,667.08</b>               |
| <b>TOTAL CURRENT SCHOOL YEAR EARNINGS</b> |                                | <b>\$172,270.09</b>               |

**CONSIDER APPROVAL OF BUDGET AMENDMENT REQUESTS**

**RECOMMENDATION:**

That the Board of Trustees consider approval of budget amendment requests as attached.

**IMPACT/RATIONALE:**

The proposed amendments represent budget amendments that require school board approval because budgeted funds are being reallocated between functional categories and/or new budgets are being established.

**PROGRAM DESCRIPTION:**

Budget amendments are mandated by the state for budgeted funds reallocated from one functional level, and state and/or federal project to another. These budget changes are usually the result of unexpected levels of expenditures in certain categories and amendments are for legal compliance. Other budget amendments are determined by the school board.

Since the operating budget for LCISD is adopted at the functional level, budget revisions are required for reallocations between functional levels or when new budgets are being established. All necessary budget amendments must be formally adopted by the school board and recorded in the board minutes. (TEA Financial Accountability System Resource Guide, Financial Accounting & Reporting, Update 14.0)

Submitted by: Jill Ludwig, Chief Financial Officer  
Resource: Yvonne Dawson, Budget and Treasury Officer

Recommended for approval:



Dr. Thomas Randle  
Superintendent

The Career and Technology department is requesting a budget change to pay student registration fees for Project Lead The Way training.

|        |   |          |
|--------|---|----------|
| 199-11 | Classroom Instruction                   | (350.00) |
| 199-36 | Cocurricular/Extracurricular Activities | 350.00   |

---

The Accelerated Language Programs department is requesting a budget change to purchase classroom supplies.

|        |   |            |
|--------|---|------------|
| 199-21 | Instructional Leadership                | (4,000.00) |
| 199-13 | Curriculum and Instr. Staff Development | (2,000.00) |
| 199-11 | Classroom Instruction                   | 6,000.00   |

---

The Staff Development department is requesting a budget change to pay consultants for staff development training.

|        |   |            |
|--------|---|------------|
| 199-23 | School Leadership                       | (8,500.00) |
| 199-13 | Curriculum and Instr. Staff Development | 8,500.00   |

---

Administration is requesting a budget change to reclass funds for summer school staff. Funds for summer school administrative staff were originally budgeted in function 11.

|         |                       |             |
|---------|-----------------------|-------------|
| 1990-11 | Classroom Instruction | (10,000.00) |
| 1990-23 | School Leadership     | 10,000.00   |

**CONSIDER APPROVAL OF INDEPENDENT AUDITORS  
FOR THE 2012-13 SCHOOL YEAR**

**RECOMMENDATION:**

That the Board of Trustees consider approval of the engagement of the certified public accounting firm of Whitley Penn, LLP as the District's independent auditors for the 2012-13 school year.

**IMPACT/RATIONALE:**

As a result of a competitive proposal process for independent auditing services conducted during the 2009-10 fiscal year, Whitley Penn LLP, formerly Null-Lairson, P.C., was recommended by the Financial Audit Committee. The selection was based on qualifications, fees, and other weighted criteria including estimated costs in future years. Due to the expertise and professional services delivered by the firm, administration requested and the firm provided a one-year renewal engagement letter at an estimated fee of \$63,500. Fees for the past three years are as follows:

| <u>YEAR</u> | <u>ACTUAL</u> |
|-------------|---------------|
| 2011-12     | \$61,500      |
| 2010-11     | \$61,500      |
| 2009-10     | \$61,500      |

With the recent implementation of new governmental auditing standards, new SAS's and GASB pronouncements, the auditor's services are extensive. Fees have increased slightly due to rising costs for personnel and additional hours required to complete necessary testing. Upon review of a recent comparison of audit fees paid by surrounding districts, the fee offered is very competitive for the services rendered.

We have been very pleased with the level of service provided by the auditors in the past, and fully expect comparable service in the future.

**PROGRAM DESCRIPTION:**

If approved, Whitley Penn, LLP would serve as the District's independent auditors for the 2012-13 school year and would conduct the annual audit as required by the Texas Education Agency. A copy of the engagement letter is attached.

Submitted by: Jill Ludwig, CPA, RTSBA, Chief Financial Officer  
Michele Reynolds, CPA, Director of Finance

Recommended for approval:

*Thomas Randle*

Dr. Thomas Randle  
Superintendent

March 25, 2013

To the Board of Trustees  
Lamar Consolidated Independent School District  
Rosenberg, Texas

We are pleased to confirm our understanding of the services we are to provide Lamar Consolidated Independent School District (the “District”) for the year ended August 31, 2013. We will audit the financial statements of the governmental activities, each major fund, and the aggregate remaining fund information, which collectively comprise the basic financial statements, of the District as of and for the year ended August 31, 2013. Accounting standards generally accepted in the United States of America provide for certain required supplementary information (RSI), such as management’s discussion and analysis (MD&A), to supplement the District’s basic financial statements. Such information, although not a part of the basic financial statements, is required by the Governmental Accounting Standards Board who considers it to be an essential part of financial reporting for placing the basic financial statements in an appropriate operational, economic, or historical context. As part of our engagement, we will apply certain limited procedures to the District’s RSI in accordance with auditing standards generally accepted in the United States of America. These limited procedures will consist of inquiries of management regarding the methods of preparing the information and comparing the information for consistency with management’s responses to our inquiries, the basic financial statements, and other knowledge we obtained during our audit of the basic financial statements. We will not express an opinion or provide any assurance on the information because the limited procedures do not provide us with sufficient evidence to express an opinion or provide any assurance. The following RSI is required by generally accepted accounting principles and will be subjected to certain limited procedures, but will not be audited:

- 1) Management’s Discussion and Analysis
- 2) Budgetary Schedules.

We have also been engaged to report on supplementary information other than RSI that accompanies the District’s financial statements. We will subject the following supplementary information to the auditing procedures applied in our audit of the financial statements and certain additional procedures, including comparing and reconciling such information directly to the underlying accounting and other records used to prepare the financial statements or to the financial statements themselves, and other additional procedures in accordance with auditing standards generally accepted in the United States of America and will provide an opinion on it in relation to the financial statements as a whole:

- 1) Schedule of expenditures of federal awards
- 2) Individual and combining fund statements and schedules
- 3) Texas Education Agency mandated schedules.

The following other information accompanying the financial statements will not be subjected to the auditing procedures applied in our audit of the financial statements, and our auditor’s report will not provide an opinion or any assurance on that other information.

- 1) Introductory section
- 2) Statistical Section

## **Audit Objectives**

The objective of our audit is the expression of opinions as to whether your basic financial statements are fairly presented, in all material respects, in conformity with U.S. generally accepted accounting principles and to report on the fairness of the supplementary information referred to in the second paragraph when considered in relation to the financial statements as a whole. The objective also includes reporting on—

- Internal control related to the financial statements and compliance with the provisions of laws, regulations, contracts, and grant agreements, noncompliance with which could have a material effect on the financial statements in accordance with *Government Auditing Standards*.
- Internal control related to major programs and an opinion (or disclaimer of opinion) on compliance with laws, regulations, and the provisions of contracts or grant agreements that could have a direct and material effect on each major program in accordance with the Single Audit Act Amendments of 1996 and OMB Circular A-133, *Audits of States, Local Governments, and Non-Profit Organizations*.

The reports on internal control and compliance will each include a paragraph that states that the purpose of the report is solely to describe (1) the scope of testing of internal control over financial reporting and compliance and the result of that testing and not to provide an opinion on the effectiveness of internal control over financial reporting or on compliance, (2) the scope of testing internal control over compliance for major programs and major program compliance and the result of that testing and to provide an opinion on compliance but not to provide an opinion on the effectiveness of internal control over compliance, and (3) that the report is an integral part of an audit performed in accordance with Government Auditing Standards in considering internal control over financial reporting and compliance and OMB Circular A-133 in considering internal control over compliance and major program compliance. The paragraph will also state that the report is not suitable for any other purpose.

Our audit will be conducted in accordance with auditing standards generally accepted in the United States of America; the standards for financial audits contained in *Government Auditing Standards*, issued by the Comptroller General of the United States; the Single Audit Act Amendments of 1996; and the provisions of OMB Circular A-133, and will include tests of accounting records, a determination of major program(s) in accordance with OMB Circular A-133, the Texas Education Agency's Financial Accountability System Resource Guide, and other procedures we consider necessary to enable us to express such opinions and to render the required reports. If our opinions on the financial statements or the Single Audit compliance opinions are other than unqualified (unmodified), we will discuss the reasons with you in advance. If, for any reason, we are unable to complete the audit or are unable to form or have not formed opinions, we may decline to express opinions or to issue a report as a result of this engagement.

### **Management Responsibilities**

Management is responsible for the basic financial statements and all accompanying information as well as all representations contained therein. Management is also responsible for identifying government award programs and understanding and complying with the compliance requirements, and for preparation of the schedule of expenditures of federal awards in accordance with the requirements of OMB Circular A-133. As part of the audit, we will assist with preparation of your financial statements, schedule of expenditures of federal awards, and related notes. You are responsible for making all management decisions and performing all management functions relating to the financial statements, schedule of expenditures of federal awards, and related notes and for accepting full responsibility for such decisions. You will be required to acknowledge in the written representation letter our assistance with preparation of the financial statements and schedule of expenditures of federal awards and that you have reviewed and approved the financial statements, schedule of expenditures of federal awards, and related notes prior to their issuance and have accepted responsibility for them. Further, you are required to designate an individual with suitable skill, knowledge, or experience to oversee any nonaudit services we provide and for evaluating the adequacy and results of those services and accepting responsibility for them.

Management is responsible for establishing and maintaining effective internal controls, including internal controls over compliance, and for evaluating and monitoring ongoing activities, to help ensure that appropriate goals and objectives are met and that there is reasonable assurance that government programs are administered in compliance with compliance requirements. You are also responsible for the selection and application of accounting principles; for the fair presentation in the financial statements of the respective financial position of the governmental activities, each major fund, and the aggregate remaining fund information of the District and the respective changes in financial position and, where applicable, cash flows in conformity with U.S. generally accepted accounting principles; and for compliance with applicable laws and regulations and the provisions of contracts and grant agreements.

Management is also responsible for making all financial records and related information available to us and for ensuring that management is reliable and financial information is reliable and properly recorded. You are also responsible for providing us with (1) access to all information of which you are aware that is relevant to the preparation and fair presentation of the financial statements, (2) additional information that we may request for the purpose of the audit, and (3) unrestricted access to persons within the government from whom we determine it necessary to obtain audit evidence.

Your responsibilities also include identifying significant vendor relationships in which the vendor has responsibility for program compliance and for the accuracy and completeness of that information. Your responsibilities include adjusting the financial statements to correct material misstatements and confirming to us in the written representation letter that the effects of any uncorrected misstatements aggregated by us during the current engagement and pertaining to the latest period presented are immaterial, both individually and in the aggregate, to the financial statements taken as a whole.

You are responsible for the design and implementation of programs and controls to prevent and detect fraud, and for informing us about all known or suspected fraud or illegal acts affecting the government involving (1) management, (2) employees who have significant roles in internal control, and (3) others where the fraud or illegal acts could have a material effect on the financial statements. Your responsibilities include informing us of your knowledge of any allegations of fraud or suspected fraud affecting the government received in communications from employees, former employees, grantors, regulators, or others. In addition, you are responsible for identifying and ensuring that the entity complies with applicable laws, regulations, contracts, agreements, and grants. Additionally, as required by OMB Circular A-133, it is management's responsibility to follow up and take corrective action on reported



audit findings and to prepare a summary schedule of prior audit findings and a corrective action plan. The summary schedule of prior audit findings should be available for our review on first day of fieldwork.

You are responsible for preparation of the schedule of expenditures of federal awards in conformity with OMB Circular A-133. You agree to include our report on the schedule of expenditures of federal awards in any document that contains and indicates that we have reported on the schedule of expenditures of federal awards. You also agree to include the audited financial statements with any presentation of the schedule of expenditures of federal awards that includes our report thereon OR make the audited financial statements readily available to intended users of the schedule of expenditures of federal awards no later than the date the schedule of expenditures of federal awards is issued with our report thereon. Your responsibilities include acknowledging to us in the written representation letter that (1) you are responsible for presentation of the schedule of expenditures of federal awards in accordance with OMB Circular A-133; (2) that you believe the schedule of expenditures of federal awards, including its form and content, is fairly presented in accordance with OMB Circular A-133; (3) that the methods of measurement or presentation have not changed from those used in the prior period (or, if they have changed, the reasons for such changes); and (4) you have disclosed to us any significant assumptions or interpretations underlying the measurement or presentation of the supplementary information.

You are also responsible for the preparation of the other supplementary information, which we have been engaged to report on, in conformity with U.S. generally accepted accounting principles. You agree to include our report on the supplementary information in any document that contains and indicates that we have reported on the supplementary information. You also agree to include the audited financial statements with any presentation of the supplementary information that includes our report thereon OR make the audited financial statements readily available to users of the supplementary information no later than the date the supplementary information is issued with our report thereon. Your responsibilities include acknowledging to us in the written representation letter that (1) you are responsible for presentation of the supplementary information in accordance with GAAP; (2) that you believe the supplementary information, including its form and content, is fairly presented in accordance with GAAP; (3) that the methods of measurement or presentation have not changed from those used in the prior period (or, if they have changed, the reasons for such changes); and (4) you have disclosed to us any significant assumptions or interpretations underlying the measurement or presentation of the supplementary information.

Management is responsible for establishing and maintaining a process for tracking the status of audit findings and recommendations. Management is also responsible for identifying for us previous financial audits, attestation engagements, performance audits, or other studies related to the objectives discussed in the Audit Objectives section of this letter. This responsibility includes relaying to us corrective actions taken to address significant findings and recommendations resulting from those audits, attestation engagements, performance audits, or studies. You are also responsible for providing management's views on our current findings, conclusions, and recommendations, as well as your planned corrective actions, for the report, and for the timing and format for providing that information. With regard to using the auditor's report, you understand that you must obtain our prior written consent to reproduce or use our report in bond offering official statements or other documents.

### **Audit Procedures—General**

An audit includes examining, on a test basis, evidence supporting the amounts and disclosures in the financial statements; therefore, our audit will involve judgment about the number of transactions to be examined and the areas to be tested. An audit also includes evaluating the appropriateness of accounting policies used and the reasonableness of significant accounting estimates made by management, as well as evaluating the overall presentation of the financial statements. We will plan and perform the audit to obtain reasonable rather than absolute assurance about whether the financial statements are free of material misstatement, whether from (1) errors, (2) fraudulent financial reporting, (3) misappropriation of assets, or (4) violations of laws or governmental regulations that are attributable to the entity or to acts by management or employees acting on behalf of the entity. Because the determination of abuse is subjective, *Government Auditing Standards* do not expect auditors to provide reasonable assurance of detecting abuse.

Because of the inherent limitations of an audit, combined with the inherent limitations of internal control, and because we will not perform a detailed examination of all transactions, there is a risk that material misstatements or noncompliance may exist and not be detected by us, even though the audit is properly planned and performed in accordance with U.S. generally accepted auditing standards and *Government Auditing Standards*. In addition, an audit is not designed to detect immaterial misstatements or violations of laws or governmental regulations that do not have a direct and material effect on the financial statements or major programs. However, we will inform the appropriate level of management of any material errors or any fraudulent financial reporting or misappropriation of assets that come to our attention. We will also inform the appropriate level of management of any violations of laws or governmental regulations that come to our attention, unless clearly inconsequential, and of any material abuse that comes to our attention. We will include such matters in the reports required for a Single Audit. Our responsibility as auditors is limited to the period covered by our audit and does not extend to any later periods for which we are not engaged as auditors.

Our procedures will include tests of documentary evidence supporting the transactions recorded in the accounts, and may include tests of the physical existence of inventories, and direct confirmation of receivables and certain other assets and liabilities by correspondence with selected individuals, funding sources, creditors, and financial institutions. We will request written representations from your attorneys as part of the engagement, and they may bill you for responding to this inquiry. At the conclusion of our audit, we will require certain written representations from you about the financial statements and related matters.

### **Audit Procedures—Internal Controls**

Our audit will include obtaining an understanding of the entity and its environment, including internal control, sufficient to assess the risks of material misstatement of the financial statements and to design the nature, timing, and extent of further audit procedures. Tests of controls may be performed to test the effectiveness of certain controls that we consider relevant to preventing and detecting errors and fraud that are material to the financial statements and to preventing and detecting misstatements resulting from illegal acts and other noncompliance matters that have a direct and material effect on the financial statements. Our tests, if performed, will be less in scope than would be necessary to render an opinion on internal control and, accordingly, no opinion will be expressed in our report on internal control issued pursuant to *Government Auditing Standards*.

As required by OMB Circular A-133, we will perform tests of controls over compliance to evaluate the effectiveness of the design and operation of controls that we consider relevant to preventing or detecting material noncompliance with compliance requirements applicable to each major federal award program. However, our tests will be less in scope than would be necessary to render an opinion on those controls and, accordingly, no opinion will be expressed in our report on internal control issued pursuant to OMB Circular A-133.

An audit is not designed to provide assurance on internal control or to identify significant deficiencies or material weaknesses. However, during the audit, we will communicate to management and those charged with governance internal control related matters that are required to be communicated under AICPA professional standards, *Government Auditing Standards*, and OMB Circular A-133.

To the extent they are applicable, these matters include—

- Significant deficiencies in internal controls
- Significant changes in accounting policies
- Our basis for conclusions regarding sensitive accounting estimates
- Significant audit adjustments (recorded and unrecorded)
- Consultation by management with other accountants on significant matters
- Serious difficulties encountered in performing the audit
- Disagreements with management.

### **Audit Procedures—Compliance**

As part of obtaining reasonable assurance about whether the financial statements are free of material misstatement, we will perform tests of the District's compliance with provisions of applicable laws, regulations, contracts, and agreements, including grant agreements. However, the objective of those procedures will not be to provide an opinion on overall compliance and we will not express such an opinion in our report on compliance issued pursuant to *Government Auditing Standards*.

OMB Circular A-133 requires that we also plan and perform the audit to obtain reasonable assurance about whether the auditee has complied with applicable laws and regulations and the provisions of contracts and grant agreements applicable to major programs. Our procedures will consist of tests of transactions and other applicable procedures described in the *OMB Circular A-133 Compliance Supplement* for the types of compliance requirements that could have a direct and material effect on each of the District's major programs. The purpose of these procedures will be to express an opinion on the District's compliance with requirements applicable to each of its major programs in our report on compliance issued pursuant to OMB Circular A-133.

### **Engagement Administration, Fees, and Other**

We may from time to time, and depending on the circumstances, use third-party service providers in serving your account. We may share confidential information about you with these service providers, but remain committed to maintaining the confidentiality and security of your information. Accordingly, we maintain internal policies, procedures, and safeguards to protect the confidentiality of your personal information. In addition, we will secure confidentiality agreements with all service providers to maintain the confidentiality of your information and we will take reasonable precautions to determine that they have appropriate procedures in place to prevent the unauthorized release of your confidential information to others. In the event that we are unable to secure an appropriate confidentiality agreement, you will be asked to provide your consent prior to the sharing of your confidential information with the third-party

service provider. Furthermore, we will remain responsible for the work provided by any such third-party service providers.

We understand that your employees will prepare all cash, accounts receivable, or other confirmations we request and will locate any documents selected by us for testing.

At the conclusion of the engagement, we will complete the appropriate sections of the Data Collection Form that summarizes our audit findings. It is management's responsibility to submit the reporting package (including financial statements, schedule of expenditures of federal awards, summary schedule of prior audit findings, auditors' reports, and corrective action plan) along with the Data Collection Form to the federal audit clearinghouse. We will coordinate with you the electronic submission and certification. If applicable, we will provide copies of our report for you to include with the reporting package you will submit to pass-through entities. The Data Collection Form and the reporting package must be submitted within the earlier of 30 days after receipt of the auditors' reports or nine months after the end of the audit period, unless a longer period is agreed to in advance by the cognizant or oversight agency for audits.

The audit documentation for this engagement is the property of Whitley Penn LLP and constitutes confidential information. However, pursuant to authority given by law or regulation, we may be requested to make certain audit documentation available to U.S. Department of Education or its designee, a federal agency providing direct or indirect funding, or the U.S. Government Accountability Office for purposes of a quality review of the audit, to resolve audit findings, or to carry out oversight responsibilities. We will notify you of any such request. If requested, access to such audit documentation will be provided under the supervision of Whitley Penn LLP personnel. Furthermore, upon request, we may provide copies of selected audit documentation to the aforementioned parties. These parties may intend, or decide, to distribute the copies or information contained therein to others, including other governmental agencies.

The District will be responsible for ensuring that the audit report is received by the Texas Education Agency within 150 days of the close of the fiscal year. The District is further responsible for ensuring that other appropriate governmental agencies receive copies of the audit report according to instructions in the Texas Education Agency Financial Accountability System Resource Guide.

The audit documentation for this engagement will be retained for a minimum of five years after the report release or for any additional period requested by the Texas Education Agency and/or U.S. Department of Education. If we are aware that a federal awarding agency, pass-through entity, or auditee is contesting an audit finding, we will contact the party(ies) contesting the audit finding for guidance prior to destroying the audit documentation.

We expect to begin our audit in July 2013 and to issue our reports in January 2014. Christopher L. Breaux, CPA is the engagement partners and is responsible for supervising the engagement and signing the reports or authorizing another individual to sign them. Our fee for these services will be at our standard hourly rates plus out-of-pocket costs (such as report reproduction, word processing, postage, travel, copies, telephone, etc.) except that we agree that our gross fee, including expenses, will not exceed \$63,500. Our standard hourly rates vary according to the degree of responsibility involved and the experience level of the personnel assigned to your audit. Our invoices for these fees will be rendered each month as work progresses and are payable on presentation. In accordance with our firm policies, work may be suspended if your account becomes 30 days or more overdue and may not be resumed until your account is paid in full. If we elect to terminate our services for nonpayment, our engagement will be deemed to have been completed upon written notification of termination, even if we have not completed our report(s). You will be obligated to compensate us for all time expended and to reimburse us for all out-of-pocket costs through the date of termination.

The above fee is based on anticipated cooperation from your personnel and the assumption that unexpected circumstances will not be encountered during the audit. If significant additional time is necessary, we will discuss it with you and arrive at a new fee estimate before we incur the additional costs.

We would like to make the following comments regarding the fee estimates

- 1) Any weakness noted in the internal control may affect the nature, timing, and extent of our procedures and accordingly our fees will be adjusted to reflect such changes.
- 2) Our fee estimates have not considered the effects of any changes to auditing standards and accounting principles, which may be promulgated by the AICPA, Congress, or any other regulatory body in the future and are unknown to us at this time. If significant additional time is necessary resulting in increased fees, we will endeavor to notify you of any such circumstances as they are assessed.
- 3) The District's personnel are responsible for the preparation of all items requested in the "PBC listing" and received by the date requested. Any delays caused by not preparing the items when requested may result in additional fees.

*Government Auditing Standards* require that we provide you with a copy of our most recent external peer review report and any letter of comment, and any subsequent peer review reports and letters of comment received during the period of the contract. Our 2012 peer review accompanies this letter.

We appreciate the opportunity to be of service to Lamar Consolidated Independent School District and believe this letter accurately summarizes the significant terms of our engagement. If you have any questions, please let us know. If you agree with the terms of our engagement as described in this letter, please sign the enclosed copy and return it to us.

Very truly yours,

  
Whitley Penn, LLP

**RESPONSE:**

This letter correctly sets forth the understanding of Lamar Consolidated Independent School District.

By: \_\_\_\_\_

Title: \_\_\_\_\_

Date: \_\_\_\_\_

**SYSTEM REVIEW REPORT**

June 28, 2012

To the Partners of Whitley Penn LLP,  
and the National Peer Review Committee of the AICPA

We have reviewed the system of quality control for the accounting and auditing practice of Whitley Penn LLP (the firm) applicable to non-SEC issuers in effect for the year ended April 30, 2012. Our peer review was conducted in accordance with the Standards for Performing and Reporting on Peer Reviews established by the Peer Review Board of the American Institute of Certified Public Accountants. The firm is responsible for designing a system of quality control and complying with it to provide the firm with reasonable assurance of performing and reporting in conformity with applicable professional standards in all material respects. Our responsibility is to express an opinion on the design of the system of quality control and the firm's compliance therewith based on our review. The nature, objectives, scope, limitations of, and the procedures performed in a System Review are described in the standards at [www.aicpa.org/prsummary](http://www.aicpa.org/prsummary).

As required by the standards, engagements selected for review included engagements performed under the *Government Auditing Standards* and audits of employee benefit plans.

In our opinion, the system of quality control for the accounting and auditing practice of Whitley Penn LLP applicable to non-SEC issuers in effect for the year ended April 30 2012, has been suitably designed and complied with to provide the firm with reasonable assurance of performing and reporting in conformity with applicable professional standards in all material respects. Firms can receive a rating of *pass*, *pass with deficiency(ies)* or *fail*. Whitley Penn LLP has received a peer review rating of *pass*.

*Olsen Thielen + Co., Ltd.*

Olsen Thielen & Co., Ltd.

**CONSIDER APPROVAL OF RESOLUTION PROCLAIMING  
PUBLIC SCHOOL PARAPROFESSIONALS' DAY**

**RECOMMENDATION:**

That the Board of Trustees approve the attached resolution proclaiming May 8, 2013 as Public School Paraprofessionals' Day in the Lamar Consolidated Independent School District.

**IMPACT/RATIONALE:**

HB 108 by Representative Kino Flores designated the second Wednesday in May as Paraprofessional Day to recognize teacher aides and other assistants for their contribution to schools. Therefore, May 8, 2013 is proclaimed across Texas as Public School Paraprofessionals' Day.

Public School Paraprofessionals are valuable members of educational teams, contributing in many ways beyond their most recognizable functions. Their assistance is vital in classrooms, gymnasiums, libraries, with special education students and more.

Public School Paraprofessionals also assist school personnel as trusted communicators with parents and community members. Their connection to the community aids in communication and fosters positive public relations.

Submitted by: Mike Rockwood, Executive Director of Community Relations

Recommended for approval:



Dr. Thomas Randle  
Superintendent

## Resolution

WHEREAS, **public school paraprofessionals** are valuable members of educational teams in classrooms, gymnasiums, libraries, with special education students and more; and

WHEREAS, **public school paraprofessionals** contribute in many ways beyond their most recognizable functions; and

WHEREAS, the assistance of **public school paraprofessionals** is particularly important in the daily activities and operations of a school district; and

WHEREAS, **public school paraprofessionals** serve our educational community by providing support for students and staff; and

WHEREAS, **public school paraprofessionals** assist school and district personnel as trusted communicators with parents and community members; and

WHEREAS, the connection of **public school paraprofessionals** to the community aids in communication and positive public relations within the community,

NOW, THEREFORE, BE IT RESOLVED that the Board of Trustees of the Lamar Consolidated Independent School District declares May 8, 2013 as **Public School Paraprofessionals' Day** and encourages members of the Lamar Consolidated Independent School District Staff and community to express appreciation to our public school paraprofessionals.

Adopted this 25<sup>th</sup> day of April 2013



---

Michael Richard, President

---

Julie Thompson, Secretary



**CONSIDER APPROVAL OF RESOLUTION PROCLAIMING  
SCHOOL NURSES' WEEK**

**RECOMMENDATION:**

That the Board of Trustees approve the attached resolution proclaiming the week of May 6 - 10, 2013 as School Nurses' Week in the Lamar Consolidated Independent School District.

**IMPACT/RATIONALE:**

Professional nurses are valuable members of educational teams in Lamar CISD schools. Nurses contribute to the health of students in many ways beyond their most recognizable function as registered health care providers. School nurses also serve as advocates for students by lending a perspective regarding individual health needs and their assistance is particularly important in cases where students' illnesses hinder their ability to learn.

School nurses assist school personnel as trusted communicators with parents regarding sensitive health topics. Their connection to the health-care system adds credibility in addressing topics such a prevention of drug use, child abuse, suicide, school-age pregnancy, and sexually transmitted diseases.

School nurses also serve as health educators, providing counseling and support for students and teachers. They are important resource persons in processes of curriculum development, textbook selection and review of instructional materials, in which accuracy of information is highly important.

Submitted by: Mike Rockwood, Executive Director of Community Relations

Recommended for Approval:



Dr. Thomas Randle  
Superintendent

## Resolution

WHEREAS, **school nurses** play a critical role in the educational process through involvement in the prevention of illness and the early detection and correction of health problems; and

WHEREAS, **school nurses** must be specially prepared and qualified to practice preventive health measures, assess health conditions, and handle referrals; and

WHEREAS, **school nurses** serve the multiple roles of health educator and health counselor to children and families, resource person to classroom teachers and administrators, child advocate in times of crisis and liaison among home, school and community;

NOW, THEREFORE, BE IT RESOLVED that the Board of Trustees of the Lamar Consolidated Independent School District declares the week of May 6-10, 2013 as **School Nurses Week**, and encourages all members Lamar Consolidated Independent School district staff and community to express appreciation to our school nurses.

Adopted this 25<sup>th</sup> day of April 2013



---

Michael Richard, President

---

Julie Thompson, Secretary

**CONSIDER APPROVAL OF RESOLUTION PROCLAIMING  
TEACHER APPRECIATION WEEK**

**RECOMMENDATION:**

That the Board of Trustees approve the attached resolution proclaiming May 6 – 10, 2013 as Teacher Appreciation Week in the Lamar Consolidated Independent School District.

**IMPACT/RATIONALE**

May 6 – 10, 2013 is proclaimed as the National Teacher Appreciation Week. This special designation serves as a reminder to the public and recognizes the importance of a teacher's ability to mold our future citizens through their guidance and education.

Today's teachers encounter students of widely differing backgrounds and abilities and use many different teaching strategies to meet the needs of each student. Our society expects public education to provide quality education services to all children, regardless of their background or ability.

Our country's future depends, in large measure, on the education our youth receive today. Teachers spend countless hours outside their classrooms preparing lessons, evaluating progress, counseling and coaching students and performing community service.

Submitted by: Mike Rockwood, Executive Director of Community Relations

Recommended for Approval:



Dr. Thomas Randle  
Superintendent

## Resolution

WHEREAS, today's teachers mold our future citizens through their guidance and education, and

WHEREAS, today's teachers encounter students of widely differing backgrounds and abilities, and

WHEREAS, our society expects public education to provide quality education services to all children, no matter what their background or ability, and

WHEREAS, our country's future depends, in large measure, on the education our youth receive today, and

WHEREAS, teachers spend countless hours outside their classrooms preparing lessons, evaluating progress, counseling and coaching students, and performing community service, and

WHEREAS, our community recognizes that its teachers are providing quality educational services to our children,

NOW, THEREFORE, BE IT RESOLVED that the Board of Trustees of the Lamar Consolidated Independent School District declares the week of **May 6 - 10, 2013** as **Teacher Appreciation Week** in in the Lamar CISD and calls on the community to join with the Board of Trustees in personally expressing appreciation to our teachers for a job well done.

Adopted this 25<sup>th</sup> day of April 2013.

---

Michael Richard, President

---

Julie Thompson, Secretary

**CONSIDER APPROVAL OF DONATIONS TO THE DISTRICT**

**RECOMMEDATION:**

That the Board of Trustees approve donations to the district.

**IMPACT/RATIONALE:**

Policy CDC (Local) states that the Board of Trustees must approve any donation with a value in excess of \$2,500.

**PROGRAM DESCRIPTION:**

Dickinson PTO donated \$16,400 to purchase scholastic leveled bookrooms including books, bins, and shelving units for grades K-3 at Dickinson Elementary School.

McNeill PTO donated \$2,998 to purchase four promethean boards to be installed in classrooms at McNeill Elementary School.

Recommended for approval:



Dr. Thomas Randle  
Superintendent

**CONSIDER APPROVAL OF BOARD POLICIES**

**RECOMMENDATION:**

That the Board of Trustees approve on first reading policy BE(LOCAL).

**PROGRAM DESCRIPTION:**

The primary function of the Board of Trustees is to adopt policies for the operation of the District. Local policies are customized to provide a procedure to enforce the legal policies and district guidelines.

Recommended for approval:



Dr. Thomas Randle  
Superintendent

BOARD MEETINGS

BE  
(LOCAL)

MEETING PLACE Unless otherwise provided in the notice for a meeting, Board meetings shall be held at the administration building Board Room.

MEETING TIME Regular meetings of the Board shall be held on the third Thursday of each month at 7:00 p.m. When determined necessary and for the convenience of Trustees, the Board President may change the date or time of a regular meeting. The notice for that meeting shall reflect the changed date or time.

SPECIAL OR EMERGENCY MEETINGS The time and place of special and emergency meetings shall be as set out in the notice for the meeting.

The President of the Board shall call special meetings at the President's discretion or on request by ~~two~~ three members of the Board.

The President shall call an emergency meeting when it is determined by the President or two members of the Board that an emergency or urgent public necessity, as defined by law, warrants the meeting.

AGENDA PREPARATION In consultation with the Board President, the Superintendent shall prepare the agenda for all Board meetings. Any Trustee may request that a subject be included on the agenda for a meeting, and the Superintendent shall include on the preliminary agenda of the meeting all Trustee-requested topics that have been timely submitted.

Before the official agenda is finalized for any meeting, the Superintendent shall consult the Board President to ensure that the agenda and the topics included meet with the President's approval. In reviewing the preliminary agenda, the President shall ensure that any topics the Board or individual Trustees have requested to be addressed are either on that agenda or scheduled for deliberation at an appropriate time in the near future. The Board President shall not have authority to remove from the agenda a subject requested by a Trustee without that Trustee's specific authorization.

NOTICE TO MEMBERS Members of the Board shall be given notice of regular and special meetings at least 72 hours prior to the scheduled time of the meeting and at least two hours prior to the time of an emergency meeting.

CLOSED MEETING Notice of all meetings shall provide for the possibility of a closed meeting during an open meeting, as provided by law. [See BEC]  
The Board may conduct a closed meeting when the agenda subject is one that may properly be discussed in closed meeting. [See BEC]

ORDER OF BUSINESS

BOARD MEETINGS

BE  
(LOCAL)

The order of business for regular Board meetings shall be as set out in the agenda accompanying the notice of the meeting. At the meeting, the order in which posted agenda items are taken may be changed by consensus of Board members.

RULES OF ORDER

The Board shall observe the parliamentary procedures as found in *Robert's Rules of Order, Newly Revised*, except as otherwise provided in Board procedural rules or by law. Procedural rules may be suspended at any Board meeting by majority vote of the members present.

VOTING

Voting shall be by voice vote or show of hands, as directed by the President. Any member may abstain from voting, and a member's vote or failure to vote shall be recorded upon that member's request. [See BDAA(LOCAL) for the Board President's voting rights]

CONSENT AGENDA

The Board shall determine items, if any, that qualify to be placed on the consent agenda. A consent agenda shall include these items, determined by the Board, grouped together under one action item. All such items shall be acted upon by one vote without separate discussion. The remaining items shall be adopted under a single motion and vote.

MINUTES

Board action shall be carefully recorded by the secretary or clerk; when approved, these minutes shall serve as the legal record of official Board actions. The written minutes of all meetings shall be approved by vote of the Board and signed by the President and the Secretary of the Board.

The official minutes of the Board shall be retained on file in the office of the Superintendent and shall be available for examination during regular office hours.

DISCUSSIONS AND  
LIMITATION

Discussions shall be addressed to the President of the Board and then the entire membership. Discussion shall be directed solely to the business currently under deliberation, and the Board President shall halt discussion that does not apply to the business before the Board.

The Board President shall also halt discussion if the Board has agreed to a time limitation for discussion of an item, and that time limit has expired. Aside from these limitations, the President shall not interfere with debate so long as members wish to address themselves to an item under consideration.



**CONSIDER APPROVAL OF INTERDISTRICT STUDENT TRANSFERS  
FOR 2013 - 2014 SCHOOL YEAR**

**RECOMMENDATION:**

That the Board of Trustees approve the listed interdistrict student transfer requests for the 2013 - 2014 school year.

**IMPACT/RATIONALE:**

The Texas Education Agency has, since 1971, been operating under a statewide school desegregation order commonly known as Civil Action 5281. TEA must review all student transfers and notify the sending and receiving districts when the transfers do not comply with Civil Action 5281. TEA is generally prohibited from permitting student transfers between school districts when the cumulative effect in either the sending or receiving school or school district will impede or reduce desegregation, or reinforce or renew racially discriminatory practices.

District employees that live outside the district may transfer their children to Lamar CISD schools. Employees may also send their child to any school in the district if space is available.

Recommended for approval:

*Thomas Randle*

Dr. Thomas Randle  
Superintendent

Listed below are transfer requests for children of employees of this district for the 2013-2014 school year:

| <b><u>Name of Student</u></b> | <b><u>District Transferred From</u></b> | <b><u>Grade</u></b> | <b><u>Campus Assigned</u></b> |
|-------------------------------|---|---------------------|-------------------------------|
| Abboud, Marc                  | Houston ISD                             | 10                  | Lamar                         |
| Anciano, Jamison              | Alief ISD                               | 1                   | Travis                        |
| Atkins, Mark                  | Fort Bend ISD                           | 11                  | Foster                        |
| Ball, Joseph Jr.              | Wharton ISD                             | 8                   | Briscoe Jr.                   |
| Barrera, Mar'Tavia            | Wharton ISD                             | 10                  | George Ranch                  |
| Berdou, Jackson               | Stafford MSD                            | 4                   | Velasquez                     |
| Berdou, Katrina               | Stafford MSD                            | 8                   | Reading Jr.                   |
| Bertuglia, Stephen            | Houston ISD                             | 6                   | Polly Ryon                    |
| Bilski, Claire E.             | Fort Bend ISD                           | 11                  | Foster                        |
| Brasuell, Madison             | Fort Bend ISD                           | 11                  | Foster                        |
| Brenner, Jack                 | Fort Bend ISD                           | 11                  | Foster                        |
| Brewer, Haylee                | Katy ISD                                | 1                   | Velasquez                     |
| Brown, Hayes                  | Fort Bend ISD                           | 2                   | Taylor Ray                    |
| Brown, Pamela Fay             | Needville ISD                           | 3                   | Thomas                        |
| Brown, Sam                    | Fort Bend ISD                           | 5                   | Taylor Ray                    |
| Brown, Sarah E.               | Fort Bend ISD                           | 12                  | Foster                        |
| Broxson, Cambry               | Fort Bend ISD                           | 2                   | Jane Long                     |
| Buffamante, Stephen           | Fort Bend ISD                           | 9                   | Lamar                         |
| Buford, Alyvia                | Fort Bend ISD                           | 6                   | Wertheimer                    |
| Buford, Kenneth               | Fort Bend ISD                           | 8                   | Briscoe                       |
| Buford, Michael               | Fort Bend ISD                           | 5                   | Austin                        |
| Burks, Emily                  | Fort Bend ISD                           | 5                   | Campbell                      |
| Burks, Macie                  | Fort Bend ISD                           | 1                   | Campbell                      |
| Burrow, Bryce                 | Fort Bend ISD                           | 3                   | Williams                      |
| Camacho, Raymond A.           | Brazos ISD                              | 7                   | George Jr.                    |
| Camacho, Victoria A.          | Brazos ISD                              | 3                   | Taylor Ray                    |
| Carmona, Brittany             | Fort Bend ISD                           | 6                   | Wertheimer                    |
| Carmona, Jake                 | Fort Bend ISD                           | 4                   | Hubenak                       |
| Ceja, Andrea                  | Needville ISD                           | 3                   | Thomas                        |
| Ceja, Carlos                  | Needville ISD                           | 6                   | Navarro                       |
| Ceja, Clarissa                | Needville ISD                           | 5                   | Thomas                        |
| Cyprien, Ashton               | Fort Bend ISD                           | 4                   | Austin                        |
| Davis, Ev'Rett                | Wharton ISD                             | 2                   | Taylor Ray                    |
| Dominguez, Benjamin           | Alief ISD                               | 11                  | Foster                        |
| Ellis, Erin                   | Brazos ISD                              | 3                   | Taylor Ray                    |
| Ellis, Katherine              | Brazos ISD                              | 5                   | Taylor Ray                    |
| Espinoza, Hugo                | Fort Bend ISD                           | K                   | Williams                      |
| Feldhoff, Cater               | Needville ISD                           | 10                  | George Ranch                  |
| Feldhoff, Tanner              | Needville ISD                           | 12                  | George Ranch                  |
| Garcia, Lauren                | Fort Bend ISD                           | 4                   | Adolphus                      |
| Garland, Austin               | Fort Bend ISD                           | 11                  | Foster                        |
| Gerbermann, Allen             | Fort Bend ISD                           | 4                   | Taylor Ray                    |
| Gonzalez, Diego               | Needville ISD                           | 4                   | Taylor Ray                    |
| Gonzalez, Erik                | Needville ISD                           | 2                   | Taylor Ray                    |
| Gonzalez, Gregory             | Katy ISD                                | 6                   | Polly Ryon                    |
| Granger, Kalieb               | Fort Bend ISD                           | 12                  | Lamar                         |
| Gregory, Peyton               | Needville ISD                           | K                   | Thomas                        |
| Guess, Frederick              | Houston ISD                             | 7                   | Lamar Jr.                     |
| Hale, Walker                  | Fort Bend ISD                           | 7                   | Reading Jr.                   |
| Hamilton, Ellis               | Fort Bend ISD                           | 2                   | McNeill                       |

|                           |               |         |              |
|---------------------------|---------------|---------|--------------|
| Hanks, Kade               | Fort Bend ISD | 6       | Wertheimer   |
| Harper, Laura             | Needville ISD | 10      | George Ranch |
| Hasenpflug, Matthew       | Wharton ISD   | 7       | Reading Jr.  |
| Hasenpflug, Michael       | Wharton ISD   | 8       | Reading Jr.  |
| Hasenpflug, Mitchell      | Wharton ISD   | 6       | Polly Ryon   |
| Hernandez, Elena          | Needville ISD | 1       | Travis       |
| Hernandez, Juan           | Needville ISD | 4       | Travis       |
| Hernandez, Samantha       | Needville ISD | 8       | George Jr.   |
| Herring, Janie            | Fort Bend ISD | 5       | Frost        |
| Hester, Trevonne          | Fort Bend ISD | 3       | Velasquez    |
| Hirsch, Logan M.          | Needville ISD | 11      | George Ranch |
| Jacobus, Kristin          | Fort Bend ISD | 10      | Foster       |
| Jaster, Lucas             | Fort Bend ISD | 1       | Huggins      |
| Jones, Hezekiah           | Houston ISD   | 9       | Lamar        |
| Joseph, Julian            | Katy ISD      | 4       | Huggins      |
| Kean, Caleb               | Fort Bend ISD | 1       | Austin       |
| Keene, Michael            | Katy ISD      | 4       | Taylor Ray   |
| Keene, Patrick            | Katy ISD      | 7       | Briscoe Jr.  |
| Kennett, Carmen A.        | Fort Bend ISD | 5       | Campbell     |
| Kennett, Gerardo J.       | Fort Bend ISD | 3       | Campbell     |
| Kimbriel, Joseph          | Fort Bend ISD | 9       | Foster       |
| Koerth, Austin            | Fort Bend ISD | 8       | Reading Jr.  |
| Koerth, Christie          | Fort Bend ISD | 4       | Campbell     |
| Koerth, Katie             | Fort Bend ISD | 9       | George Ranch |
| Kolacny, Grace            | Wharton ISD   | 12      | George Ranch |
| Konyha, Parker            | Fort Bend ISD | 2       | Hutchison    |
| Kucera, Millinda          | Sweeny ISD    | 7       | Briscoe Jr.  |
| Lang, Morgan              | Katy ISD      | 6       | Wessendorff  |
| Lang, Peyton              | Katy ISD      | K       | Hutchison    |
| Lang, Zachary             | Katy ISD      | 4       | Hutchison    |
| Lionberger, Luke T.       | Fort Bend ISD | 12      | Foster       |
| Lionberger, Rhylee M.     | Fort Bend ISD | 10      | Foster       |
| Lopez, Sara               | Katy ISD      | 5       | Hubenak      |
| Love, Carter              | Fort Bend ISD | 2       | Dickinson    |
| Luna, Annaliese           | Needville ISD | 1       | Thomas       |
| Luna, Benjamin            | Needville ISD | Pegasus | Thomas       |
| Maresh, Blake             | Needville ISD | 4       | Frost        |
| Maresh, Claire            | Needville ISD | 2       | Frost        |
| McCune, Jacob             | Fort Bend ISD | 7       | Briscoe Jr.  |
| McCune, Jaxon             | Fort Bend ISD | 6       | Wertheimer   |
| Merrick, Keith Thomas Jr. | Fort Bend ISD | 1       | Frost        |
| Miles, Hayden Parker      | Brazos ISD    | 4       | Dickinson    |
| Montes, Karen Beth        | Needville ISD | 4       | Taylor Ray   |
| Montes, Mylo Jonathan     | Needville ISD | PreK    | Seguin       |
| Moseley, Brittany         | Fort Bend ISD | 7       | Briscoe Jr.  |
| Myers, Faith-Lynn         | Fort Bend ISD | K       | Frost        |
| Myers, Jacob Evan         | Fort Bend ISD | 2       | Frost        |
| Myers, Skyler Allen       | Fort Bend ISD | 3       | Austin       |
| Parnell, Isaiah           | Fort Bend ISD | 12      | George Ranch |
| Parnell, Xavier           | Fort Bend ISD | 10      | George Ranch |
| Phillips, Sean B.         | Needville ISD | 7       | Reading Jr.  |
| Poland, McKinlea          | Katy ISD      | 2       | Jane Long    |
| Poland, Kennedy           | Katy ISD      | K       | Jane Long    |
| Prince, Connor            | Katy ISD      | K       | Austin       |

|                       |               |      |              |
|-----------------------|---------------|------|--------------|
| Prince, Lauren Ashley | Katy ISD      | 2    | Austin       |
| Ramos, Gabriel        | Fort Bend ISD | 4    | Huggins      |
| Ramos, Vanessa        | Fort Bend ISD | K    | Huggins      |
| Ramsey, Danielle      | Fort Bend ISD | 4    | Hutchison    |
| Rice, William         | Fort Bend ISD | 5    | Velasquez    |
| Robidoux, Haydn       | Alief ISD     | 5    | Williams     |
| Rockwood, Mikayla     | Fort Bend ISD | 5    | Frost        |
| Roden, Wyatt          | Sweeny ISD    | K    | Huggins      |
| Saenz, Salma          | Katy ISD      | 1    | Taylor Ray   |
| Saenz, Sarah          | Katy ISD      | 5    | Taylor Ray   |
| Saenz, Sophia         | Katy ISD      | 1    | Taylor Ray   |
| Saldana, Desiree      | Katy ISD      | 4    | Velasquez    |
| Santana, James        | Fort Bend ISD | 1    | Austin       |
| Serna, Edward A.      | Needville ISD | 9    | Terry        |
| Simpson, Madison      | Wharton ISD   | 5    | Taylor Ray   |
| Smith, Madalyn        | Wharton ISD   | 11   | George Ranch |
| Stubbs, Jackson       | Fort Bend ISD | 1    | Williams     |
| Tannery, Benjamin     | Katy ISD      | 10   | Terry        |
| Tannery, Samantha     | Katy ISD      | 12   | Terry        |
| Taxum, Jaylan         | Fort Bend     | 1    | Austin       |
| Torres, Rebecca       | Needville ISD | 7    | Reading Jr.  |
| Unruh, Kyle           | Fort Bend ISD | 11   | George Ranch |
| Vignes, Amanda        | Wharton ISD   | 10   | Lamar        |
| Villagomez, Cale      | Brazos ISD    | 11   | Lamar        |
| Vogler, Eric          | Needville ISD | 10   | George Ranch |
| Waddill, Blake        | Fort Bend ISD | 1    | Huggins      |
| Waddill, Braden       | Fort Bend ISD | 3    | Huggins      |
| Waddill, Briley       | Fort Bend ISD | 5    | Huggins      |
| Wandling, Ashley      | Fort Bend ISD | 5    | Campbell     |
| Wandling, Tyler       | Fort Bend ISD | 11   | George Ranch |
| Williams, Ashlynn     | Fort Bend ISD | 1    | Campbell     |
| Williams, Branson     | Fort Bend ISD | 2    | Campbell     |
| Williams, Brennen     | Fort Bend ISD | 2    | Hutchison    |
| Williams, Bryce       | Fort Bend ISD | 2    | Hutchison    |
| Williams, Eric        | Fort Bend ISD | 10   | Foster       |
| Williams, Kirby L.    | Fort Bend ISD | 5    | Hutchison    |
| Williams, Robert      | Brazos ISD    | 12   | Foster       |
| Wisbrock, Carolyn     | Fort Bend ISD | PreK | Smith        |
| Wood, Blake           | Fort Bend ISD | 10   | George Ranch |
| Wright, Jenna         | Sealy ISD     | 7    | Briscoe Jr.  |

**CONSIDER APPROVAL OF DEPOSITORY BANK CONTRACT**

**RECOMMENDATION:**

That the Board of Trustees accept the proposal of Bank of America for the depository bank for the biennium September 1, 2013 through August 31, 2015. Upon mutual agreement by the District and the depository bank selected, this depository contract may be extended for two additional two-year terms, pursuant to the amended Section 45.205(b) of the Texas Education Code.

**IMPACT/RATIONALE:**

The Texas Education Code requires that depository contract(s) for each Independent School District (ISD) be renewed every two years. Subchapter G, Section 45.205(c), Texas Education Code, states that the contract term and any extension must coincide with the school district's fiscal year. Section 44.0011, effective September 1, 2001, allows a district to change their fiscal year to begin on either July 1<sup>st</sup> or September 1<sup>st</sup> of each year and end on June 30<sup>th</sup> or August 31<sup>st</sup> of the following year, respectively. Should Lamar CISD decide to change its fiscal year during the 2013-2015 biennium, certain changes to contract terms and conditions may be necessary to ensure compliance with Section 45.205. Those changes will be negotiated during the contract term as required. All bidders were notified of these conditions in the Bid Form used to solicit the proposals.

**PROGRAM DESCRIPTION:**

The Administration delivered a Depository Bid Notice and Bid Form to each bank in the District on March 25, 2013. Bids were returned by 11:00 a.m. April 10, 2013. Sealed proposals were received from two banks: Amegy Bank of Texas and Bank of America Merrill Lynch. The proposals were analyzed by the Chief Financial Officer and the Director of Finance. Criteria used to evaluate the proposals included experience in providing services to similar accounts, electronic banking services provided, cost of services, locations and hours of operation of bank offices, financial strength of institution, type of third-party institution holding collateral, and any additional services offered and/or the option to add new services not currently available.

The bids were competitive, but Bank of America Merrill Lynch was determined to have the best bid. An estimated monthly cost summary and weighted ranking for the two bidders follows in the Depository Analysis Summary. The estimated monthly cost for services ranged from \$1,740 to \$3,399, prior to consideration of compensating balances (which can be used to offset monthly charges). Bank of America Merrill Lynch's bid of \$1,740 was the lowest bid, however, the other factors outlined above were considered, as well as the current banking relationship. Bank of America Merrill Lynch has been Lamar CISD's depository bank for over a decade, and the service has been outstanding.

Submitted by: Jill Ludwig, Chief Financial Officer  
Michele Reynolds, Director of Finance

Recommended for approval:

*Thomas Randle*

Dr. Thomas Randle  
Superintendent

**Depository Analysis Summary**

**Summarized Costs and Comparison**

|  | <b>Amegy</b>       | <b>Bank of America<br/>Merrill Lynch</b> |
|--|--------------------|--|
| <b><u>Estimated Monthly Cost Summary</u></b> |                    |  |
| Account Services                             | \$ 1,580.66        | \$ 634.17                                |
| Cash & Currency Processing                   | 995.47             | 541.72                                   |
| ACH and Wire Services                        | 431.28             | 382.16                                   |
| Account Reconciliation & Imaging             | 392.26             | 181.99                                   |
| <b>Total Estimated Cost Summary</b>          | <b>\$ 3,399.66</b> | <b>\$ 1,740.04</b>                       |
| <b>Earnings Credit Rate (ECR)*</b>           | <b>0.50%</b>       | <b>0.25%</b>                             |

**\* The District currently uses the compensating balance method when computing banking service fees. This method is dependent upon the ECR. The rate differential shown above does mitigate the difference in monthly/annual estimated costs; however, it does not impact the outcome. The Bank of America Merrill Lynch bid is significantly lower, even when considering the credit given for deposits/ balances held in the bank.**

**Weighted Ranking**

|   |              |               |
|---|--------------|---------------|
| Experience in providing services to similar accounts and/or experience with the District      | 18.0%        | 30.0%         |
| Costs of Services   | 28.0%        | 35.0%         |
| Electronic banking services provided  | 10.0%        | 10.0%         |
| Locations and hours of operations of bank offices   | 5.0%         | 5.0%          |
| Financial strength of institution   | 5.0%         | 5.0%          |
| Type of third-party institution holding collateral  | 5.0%         | 5.0%          |
| Banking services offered to employees at low cost or free of charge                           | 5.0%         | 5.0%          |
| Any additional services offered and/or the option to add new services not currently available | 5.0%         | 5.0%          |
| <b>Total Weighted Ranking</b>   | <b>81.0%</b> | <b>100.0%</b> |

**CONSIDER APPROVAL OF PURCHASE OF  
FURNITURE AND EQUIPMENT**

**RECOMMENDATION:**

That the Board of Trustees approve the purchase of furniture and equipment from Aves Audio Visual Systems, Carroll's Discount Office Furniture, Educator's Depot, G & P Office Furniture, Hertz Furniture, Indeco Sales, JR, and School Specialty.

**IMPACT/RATIONALE:**

Bid #09-2013 requested prices to purchase new furniture and equipment for Adolphus Elementary School and Polly Ryon Middle School. This bid requested that all furniture and equipment be delivered and installed to the specified campus. Also required of each vendor was the removal of packing materials from the campus.

**PROGRAM DESCRIPTION:**

The 2011 Bond program has identified funds for the purchase of furniture, fixtures and equipment for these two campuses. The procurement of these items will commence upon board approval and color selections by the campus principals.

Submitted by:       Audrey L. Fox, Purchasing Manager  
                          Jill Ludwig, Chief Financial Officer

Recommended for approval:



Dr. Thomas Randle  
Superintendent

**Bid Summary**  
**Bid #09-2013**  
**Adolphus Elementary & Polly Ryon Middle School Furniture & Equipment**  
**April 25, 2013**

| Item | Qty. | Description                             | Aves Audio Visual Systems, Inc. | Carroll's Discount Office Furniture | Educator's Depot, Inc. | G & P Office Furniture | Hallmark Office Products | Hertz Furniture | Indeco Sales, Inc. | J. R. Inc.    | Lakeshore Learning Materials | School Specialty, Inc. | Smarketing Business Systems | Comments                                 | Total Awarded |
|------|------|---|---------------------------------|-------------------------------------|------------------------|------------------------|--------------------------|-----------------|--------------------|---------------|------------------------------|------------------------|-----------------------------|--|---------------|
| 1    | 713  | Student Desk - Secondary                | No Bid                          | No Bid                              | 87.70                  | No Bid                 | No Bid                   | No Bid          | 69.75              | <b>82.54</b>  | No Bid                       | No Bid                 | No Bid                      | Low as specified                         | \$ 58,851.02  |
| 2    | 795  | Student Desk - Elementary               | No Bid                          | No Bid                              | 34.30                  | No Bid                 | No Bid                   | 46.58           | 34.53              | <b>47.12</b>  | No Bid                       | No Bid                 | No Bid                      | Low as specified                         | \$ 37,460.40  |
| 3    | 1916 | Student Stack Chair - 18"               | No Bid                          | No Bid                              | 22.18                  | No Bid                 | No Bid                   | 25.43           | 22.23              | <b>26.84</b>  | 44.99                        | No Bid                 | No Bid                      | Low as specified                         | \$ 51,425.44  |
| 3a   | 340  | Student Stack Chair - 16"               | No Bid                          | No Bid                              | 20.86                  | No Bid                 | No Bid                   | 23.93           | 20.03              | <b>25.61</b>  | 36.99                        | No Bid                 | No Bid                      | Low as specified                         | \$ 8,707.40   |
| 3b   | 444  | Student Stack Chair - 14"               | No Bid                          | No Bid                              | 19.14                  | No Bid                 | No Bid                   | 20.68           | 17.50              | <b>22.92</b>  | 30.99                        | No Bid                 | No Bid                      | Low as specified                         | \$ 10,176.48  |
| 4    | 99   | Teacher Chair                           | No Bid                          | No Bid                              | 59.40                  | No Bid                 | No Bid                   | 46.37           | 62.50              | <b>53.65</b>  | 44.99                        | No Bid                 | No Bid                      | Low as specified                         | \$ 5,311.35   |
| 5    | 188  | Student Chair w/Casters                 | No Bid                          | No Bid                              | 36.50                  | No Bid                 | No Bid                   | 37.40           | 35.28              | <b>40.87</b>  | No Bid                       | No Bid                 | No Bid                      | Low as specified                         | \$ 7,683.56   |
| 6    | 29   | Teacher Stool                           | No Bid                          | No Bid                              | 53.15                  | No Bid                 | No Bid                   | No Bid          | No Bid             | <b>92.51</b>  | No Bid                       | No Bid                 | No Bid                      | Low as specified                         | \$ 2,682.79   |
| 7    | 4    | Rectangle Table w/Flip Top              | No Bid                          | <b>288.55</b>                       | 294.32                 | 296.60                 | No Bid                   | No Bid          | No Bid             | 322.89        | 199.00                       | No Bid                 | No Bid                      | Low as specified                         | \$ 1,154.20   |
| 8    | 90   | Rectangle Table - Adjustable            | No Bid                          | No Bid                              | 90.29                  | No Bid                 | No Bid                   | No Bid          | 106.06             | <b>94.82</b>  | 229.00                       | No Bid                 | No Bid                      | Low as specified                         | \$ 8,533.80   |
| 9    | 22   | Rectangle Table - Lightweight Folding   | No Bid                          | No Bid                              | 75.88                  | No Bid                 | No Bid                   | <b>60.93</b>    | No Bid             | 239.85        | 229.00                       | No Bid                 | No Bid                      |  | \$ 1,340.46   |
| 10   | 5    | Utility Table                           | No Bid                          | 165.75                              | 169.07                 | <b>164.36</b>          | No Bid                   | No Bid          | No Bid             | 182.61        | 319.00                       | No Bid                 | 202.79                      |  | \$ 821.80     |
| 11   | 42   | Horseshoe Table                         | No Bid                          | No Bid                              | 135.50                 | No Bid                 | No Bid                   | No Bid          | 167.80             | <b>183.37</b> | 299.00                       | No Bid                 | No Bid                      | Low as specified                         | \$ 7,701.54   |
| 12   | 69   | Science Table                           | No Bid                          | No Bid                              | 365.96                 | No Bid                 | 355.31                   | 252.17          | No Bid             | <b>346.46</b> | No Bid                       | No Bid                 | No Bid                      | Lifetime Warranty vs. 10 year on low bid | \$ 23,905.74  |
| 13   | 111  | Science Stool - Secondary               | No Bid                          | No Bid                              | <b>78.27</b>           | No Bid                 | No Bid                   | 68.14           | No Bid             | 182.06        | No Bid                       | No Bid                 | No Bid                      | Low as specified                         | \$ 8,687.97   |
| 14   | 28   | Science Stool - Elementary              | No Bid                          | No Bid                              | <b>33.15</b>           | No Bid                 | No Bid                   | No Bid          | No Bid             | 49.01         | No Bid                       | No Bid                 | No Bid                      |  | \$ 928.20     |
| 15   | 97   | Teacher Desk                            | No Bid                          | 351.20                              | 358.22                 | <b>348.25</b>          | No Bid                   | No Bid          | No Bid             | 386.91        | No Bid                       | No Bid                 | 429.68                      |  | \$ 33,780.25  |
| 16   | 100  | 4 Drawer File Cabinet                   | No Bid                          | 123.97                              | 126.45                 | <b>123.11</b>          | No Bid                   | 170.64          | No Bid             | 158.14        | No Bid                       | No Bid                 | 186.59                      |  | \$ 12,311.00  |
| 17   | 10   | 4 Drawer Lateral File Cabinet           | No Bid                          | 346.01                              | 379.01                 | <b>244.49</b>          | No Bid                   | 474.30          | No Bid             | 314.00        | No Bid                       | No Bid                 | 370.55                      |  | \$ 2,444.90   |
| 18   | 80   | Computer Table                          | No Bid                          | No Bid                              | 113.14                 | No Bid                 | No Bid                   | 139.77          | 171.27             | <b>127.81</b> | 249.00                       | No Bid                 | No Bid                      | Low as specified                         | \$ 10,224.80  |
| 19   | 1    | Conference Table 96" x 48"              | No Bid                          | <b>434.97</b>                       | 443.67                 | 457.42                 | No Bid                   | No Bid          | No Bid             | 490.24        | No Bid                       | No Bid                 | 532.17                      |  | \$ 434.97     |
| 20   | 2    | Conference Table 120" x 48"             | No Bid                          | <b>479.36</b>                       | 488.95                 | 521.08                 | No Bid                   | No Bid          | No Bid             | 558.47        | No Bid                       | No Bid                 | 642.72                      |  | \$ 958.72     |
| 21   | 3    | Conference Table 48" Round              | No Bid                          | <b>267.07</b>                       | 291.76                 | 306.91                 | No Bid                   | No Bid          | No Bid             | 328.93        | No Bid                       | No Bid                 | 383.52                      |  | \$ 801.21     |
| 22   | 12   | Office Guest Chair                      | No Bid                          | <b>138.55</b>                       | 141.32                 | 139.32                 | No Bid                   | No Bid          | No Bid             | 157.13        | No Bid                       | No Bid                 | 162.15                      |  | \$ 1,662.60   |
| 23   | 23   | Conference Chair w/Casters - Secondary  | No Bid                          | <b>150.36</b>                       | 153.37                 | 151.20                 | No Bid                   | No Bid          | No Bid             | 170.52        | No Bid                       | No Bid                 | No Bid                      |  | \$ 3,458.28   |
| 23a  | 16   | Conference Chair w/Casters - Elementary | No Bid                          | 203.34                              | 198.28                 | <b>195.48</b>          | No Bid                   | No Bid          | No Bid             | 220.46        | No Bid                       | No Bid                 | 227.52                      |  | \$ 3,127.68   |
| 23b  | 6    | Conference Chair                        | No Bid                          | 187.23                              | 181.85                 | <b>179.28</b>          | No Bid                   | No Bid          | No Bid             | 202.19        | No Bid                       | No Bid                 | 208.66                      |  | \$ 1,075.68   |
| 24   | 4    | Executive Desk                          | No Bid                          | 689.87                              | 667.15                 | <b>684.08</b>          | No Bid                   | No Bid          | No Bid             | 760.00        | No Bid                       | No Bid                 | 924.96                      | Low as specified                         | \$ 2,736.32   |
| 25   | 4    | Mid-Executive Desk                      | No Bid                          | 323.99                              | 409.71                 | <b>478.89</b>          | No Bid                   | No Bid          | No Bid             | 500.89        | No Bid                       | No Bid                 | No Bid                      | Low as specified                         | \$ 1,915.56   |
| 26   | 4    | Executive Credenza                      | No Bid                          | 684.50                              | 698.19                 | <b>552.73</b>          | No Bid                   | No Bid          | No Bid             | 754.10        | No Bid                       | No Bid                 | 917.76                      |  | \$ 2,210.92   |
| 27   | 2    | Executive Bookcase - 3 Shelf            | No Bid                          | 209.43                              | 213.62                 | <b>207.67</b>          | No Bid                   | No Bid          | No Bid             | 230.72        | 199.00                       | No Bid                 | 280.80                      | Low as specified                         | \$ 415.34     |



**Bid Summary**  
**Bid #09-2013**  
**Adolphus Elementary & Polly Ryon Middle School Furniture & Equipment**  
**April 25, 2013**

| Item | Qty. | Description                             | Aves Audio Visual Systems, Inc. | Carroll's Discount Office Furniture | Educator's Depot, Inc. | G & P Office Furniture | Hallmark Office Products | Hertz Furniture | Indeco Sales, Inc. | J. R. Inc.      | Lakeshore Learning Materials | School Specialty, Inc. | Smarketing Business Systems | Comments                              | Total Awarded |
|------|------|---|---------------------------------|-------------------------------------|------------------------|------------------------|--------------------------|-----------------|--------------------|-----------------|------------------------------|------------------------|-----------------------------|---------------------------------------|---------------|
| 28   | 3    | Executive Bookcase - 4 Shelf            | No Bid                          | 242.37                              | 247.22                 | <b>240.33</b>          | No Bid                   | No Bid          | No Bid             | 267.00          | 249.00                       | No Bid                 | 324.96                      |                                       | \$ 720.99     |
| 29   | 6    | Executive Lateral File - 2 Drawer       | No Bid                          | 352.63                              | 359.68                 | <b>349.67</b>          | No Bid                   | No Bid          | No Bid             | 388.49          | No Bid                       | No Bid                 | 496.80                      |                                       | \$ 2,098.02   |
| 30   | 3    | Executive Chair - High Back, Secondary  | No Bid                          | <b>204.42</b>                       | 255.81                 | 205.56                 | No Bid                   | No Bid          | No Bid             | 231.83          | No Bid                       | No Bid                 | 274.08                      |                                       | \$ 613.26     |
| 30a  | 4    | Executive Chair - High Back, Elementary | No Bid                          | 334.56                              | 298.70                 | <b>294.48</b>          | No Bid                   | No Bid          | No Bid             | 332.11          | No Bid                       | No Bid                 | 531.71                      |                                       | \$ 1,177.92   |
| 31   | 112  | Task Chair                              | No Bid                          | <b>84.49</b>                        | 86.18                  | 84.96                  | No Bid                   | No Bid          | No Bid             | 95.82           | No Bid                       | No Bid                 | 98.88                       |                                       | \$ 9,462.88   |
| 32   | 1    | Presentation Cabinet                    | No Bid                          | <b>479.36</b>                       | 264.37                 | 492.75                 | No Bid                   | No Bid          | No Bid             | 528.11          | No Bid                       | No Bid                 | No Bid                      | Low as specified                      | \$ 479.36     |
| 33   | 10   | Wooden Bench                            | No Bid                          | <b>628.18</b>                       | 647.03                 | No Bid                 | 628.18                   | No Bid          | No Bid             | 665.87          | No Bid                       | No Bid                 | No Bid                      |                                       | \$ 6,281.80   |
| 34   | 138  | Wooden Chair                            | No Bid                          | <b>111.71</b>                       | 115.06                 | No Bid                 | 111.71                   | No Bid          | No Bid             | 118.42          | 99.99                        | No Bid                 | No Bid                      |                                       | \$ 15,415.98  |
| 35   | 12   | Wooden Table 36" x 36"                  | No Bid                          | <b>366.44</b>                       | 377.43                 | No Bid                 | 366.44                   | No Bid          | No Bid             | 388.43          | No Bid                       | No Bid                 | No Bid                      |                                       | \$ 4,397.28   |
| 36   | 12   | Wooden Table 30" x 60"                  | No Bid                          | <b>397.36</b>                       | 409.28                 | No Bid                 | 397.36                   | No Bid          | No Bid             | 421.21          | No Bid                       | No Bid                 | No Bid                      |                                       | \$ 4,768.32   |
| 37   | 8    | Library Stool                           | No Bid                          | <b>157.87</b>                       | 162.60                 | No Bid                 | 157.87                   | No Bid          | No Bid             | 165.23          | No Bid                       | No Bid                 | No Bid                      |                                       | \$ 1,262.96   |
| 38   | 2    | Library High Table                      | No Bid                          | <b>419.21</b>                       | 431.79                 | No Bid                 | 419.21                   | No Bid          | No Bid             | 444.37          | No Bid                       | No Bid                 | No Bid                      |                                       | \$ 838.42     |
| 39   | 2    | Lectern                                 | No Bid                          | No Bid                              | 57.72                  | No Bid                 | No Bid                   | No Bid          | No Bid             | <b>229.72</b>   | No Bid                       | No Bid                 | No Bid                      | Low as specified                      | \$ 459.44     |
| 40   | 2    | Atlas Case                              | No Bid                          | No Bid                              | 1,296.60               | No Bid                 | No Bid                   | No Bid          | No Bid             | <b>773.20</b>   | No Bid                       | No Bid                 | No Bid                      |                                       | \$ 1,546.40   |
| 41   | 6    | 5 Shelf Book Truck                      | No Bid                          | No Bid                              | <b>301.86</b>          | No Bid                 | No Bid                   | No Bid          | No Bid             | 442.60          | No Bid                       | No Bid                 | No Bid                      |                                       | \$ 1,811.16   |
| 42   | 2    | Nurse Exam Stool                        | No Bid                          | No Bid                              | <b>110.29</b>          | No Bid                 | No Bid                   | No Bid          | No Bid             | 174.91          | No Bid                       | No Bid                 | No Bid                      |                                       | \$ 220.58     |
| 43   | 28   | Cafeteria Table                         | No Bid                          | No Bid                              | 521.21                 | No Bid                 | No Bid                   | 523.31          | <b>498.78</b>      | 610.05          | No Bid                       | No Bid                 | No Bid                      |                                       | \$ 13,965.84  |
| 44   | 22   | Cafeteria Table w/Bench                 | No Bid                          | No Bid                              | 884.84                 | No Bid                 | No Bid                   | 1,032.67        | No Bid             | <b>1,027.31</b> | No Bid                       | 557.65                 | No Bid                      | Low as specified                      | \$ 22,600.82  |
| 45   | 500  | Folding Chair                           | No Bid                          | No Bid                              | 15.96                  | No Bid                 | No Bid                   | <b>15.67</b>    | 16.51              | 19.45           | No Bid                       | No Bid                 | No Bid                      | Group Award Overall Low Items 45 & 46 | \$ 7,835.00   |
| 46   | 6    | Folding Chair Caddy                     | No Bid                          | No Bid                              | 232.09                 | No Bid                 | No Bid                   | <b>243.39</b>   | 273.02             | 372.19          | No Bid                       | No Bid                 | No Bid                      | Group Award Overall Low Items 45 & 46 | \$ 1,460.34   |
| 47   | 4    | Chair Dolly                             | No Bid                          | No Bid                              | 68.48                  | No Bid                 | No Bid                   | No Bid          | No Bid             | <b>284.74</b>   | No Bid                       | No Bid                 | No Bid                      | To fit chairs in item 3               | \$ 1,138.96   |
| 48   | 16   | Teacher Lounge Table                    | No Bid                          | No Bid                              | 290.12                 | No Bid                 | No Bid                   | No Bid          | No Bid             | <b>183.87</b>   | 229.00                       | No Bid                 | No Bid                      |                                       | \$ 2,941.92   |
| 49   | 52   | Teacher Lounge Chair                    | No Bid                          | 218.41                              | 119.62                 | 114.55                 | No Bid                   | No Bid          | No Bid             | <b>108.41</b>   | No Bid                       | No Bid                 | 111.88                      |                                       | \$ 5,637.32   |
| 50   | 4    | Computer Lab Workstation                | No Bid                          | No Bid                              | 449.00                 | No Bid                 | No Bid                   | No Bid          | 237.28             | <b>218.54</b>   | No Bid                       | No Bid                 | No Bid                      |                                       | \$ 874.16     |
| 51   | 4    | Reception Table                         | No Bid                          | <b>218.06</b>                       | 224.60                 | No Bid                 | 218.06                   | No Bid          | No Bid             | 236.15          | 159.00                       | No Bid                 | No Bid                      | Low as specified                      | \$ 872.24     |
| 52   | 8    | Reception Chair                         | No Bid                          | 247.02                              | <b>243.92</b>          | 248.40                 | No Bid                   | No Bid          | No Bid             | 280.14          | No Bid                       | No Bid                 | No Bid                      |                                       | \$ 1,951.36   |
| 53   | 33   | Listening Center                        | <b>246.00</b>                   | No Bid                              | 330.00                 | No Bid                 | No Bid                   | No Bid          | No Bid             | 341.40          | 179.00                       | 303.22                 | No Bid                      | Low as specified                      | \$ 8,118.00   |
| 54   | 3    | Large Drying Rack                       | No Bid                          | No Bid                              | 619.25                 | No Bid                 | No Bid                   | No Bid          | No Bid             | 1,069.64        | 139.00                       | <b>660.99</b>          | No Bid                      | Low as specified                      | \$ 1,982.97   |
| 55   | 8    | Classroom Drying Rack                   | No Bid                          | No Bid                              | <b>258.18</b>          | No Bid                 | No Bid                   | No Bid          | No Bid             | 326.13          | 139.00                       | 262.59                 | No Bid                      | Low as specified                      | \$ 2,065.44   |
| 56   | 9    | 30 Tray Cubby Unit                      | No Bid                          | No Bid                              | 586.03                 | No Bid                 | No Bid                   | 499.98          | No Bid             | 465.57          | 478.00                       | <b>317.09</b>          | No Bid                      |                                       | \$ 2,853.81   |

**Bid Summary**  
**Bid #09-2013**  
**Adolphus Elementary & Polly Ryon Middle School Furniture & Equipment**  
**April 25, 2013**

| Item | Qty. | Description  | Aves Audio Visual Systems, Inc. | Carroll's Discount Office Furniture | Educator's Depot, Inc. | G & P Office Furniture | Hallmark Office Products | Hertz Furniture     | Indeco Sales, Inc.  | J. R. Inc.           | Lakeshore Learning Materials | School Specialty, Inc. | Smarketing Business Systems | Comments                              | Total Awarded        |
|------|------|--|---------------------------------|-------------------------------------|------------------------|------------------------|--------------------------|---------------------|---------------------|----------------------|------------------------------|------------------------|-----------------------------|---------------------------------------|----------------------|
| 57   | 3    | Play Kitchen, 4 Piece Set                            | No Bid                          | No Bid                              | 376.86                 | No Bid                 | No Bid                   | 557.96              | No Bid              | <b>517.54</b>        | 769.00                       | 734.38                 | No Bid                      | Low as specified                      | \$ 1,552.62          |
| 58   | 3    | Play Table and Chair Set                             | No Bid                          | No Bid                              | 187.63                 | No Bid                 | No Bid                   | No Bid              | No Bid              | <b>202.87</b>        | 199.00                       | 309.90                 | No Bid                      | Low as specified                      | \$ 608.61            |
| 59   | 8    | Adult Wooden Rocker                                  | No Bid                          | No Bid                              | <b>290.08</b>          | No Bid                 | No Bid                   | No Bid              | No Bid              | 393.74               | 99.50                        | 309.32                 | No Bid                      | Low as specified                      | \$ 2,320.64          |
| 60   | 15   | Classroom Rug  | No Bid                          | No Bid                              | <b>353.24</b>          | No Bid                 | No Bid                   | No Bid              | No Bid              | 383.15               | 469.00                       | 3,392.46               | No Bid                      |                                       | \$ 5,298.60          |
| 61   | 2    | Book Stand   | No Bid                          | No Bid                              | 253.42                 | No Bid                 | No Bid                   | No Bid              | No Bid              | <b>158.49</b>        | 159.00                       | 226.44                 | No Bid                      |                                       | \$ 316.98            |
| 62   | 6    | US Flag on Stand                                     | No Bid                          | No Bid                              | 178.69                 | No Bid                 | No Bid                   | No Bid              | No Bid              | 143.00               | No Bid                       | <b>111.44</b>          | No Bid                      | Group Award Overall Low Items 62 & 63 | \$ 668.64            |
| 63   | 6    | Texas Flag on Stand                                  | No Bid                          | No Bid                              | 178.69                 | No Bid                 | No Bid                   | No Bid              | No Bid              | 143.00               | No Bid                       | <b>156.48</b>          | No Bid                      | Group Award Overall Low Items 62 & 63 | \$ 938.88            |
| 64   | 2    | US Flag - Outdoor                                    | No Bid                          | No Bid                              | <b>31.32</b>           | No Bid                 | No Bid                   | No Bid              | No Bid              | 37.19                | No Bid                       | 47.80                  | No Bid                      |                                       | \$ 62.64             |
| 65   | 2    | Texas Flag - Outdoor                                 | No Bid                          | No Bid                              | <b>31.32</b>           | No Bid                 | No Bid                   | No Bid              | No Bid              | 37.19                | No Bid                       | 41.98                  | No Bid                      |                                       | \$ 62.64             |
| 66   | 81   | US Flag - Classroom                                  | No Bid                          | No Bid                              | <b>4.95</b>            | No Bid                 | No Bid                   | No Bid              | No Bid              | 12.52                | No Bid                       | 6.94                   | No Bid                      |                                       | \$ 400.95            |
| 67   | 81   | Texas Flag - Classroom                               | No Bid                          | No Bid                              | <b>4.95</b>            | No Bid                 | No Bid                   | No Bid              | No Bid              | 12.52                | No Bid                       | 7.38                   | No Bid                      |                                       | \$ 400.95            |
| 68   | 2    | Laminator  | No Bid                          | No Bid                              | <b>1,780.61</b>        | No Bid                 | No Bid                   | No Bid              | No Bid              | No Bid               | No Bid                       | 2,103.61               | No Bid                      |                                       | \$ 3,561.22          |
| 69   | 2    | Laminator Cabinet                                    | No Bid                          | No Bid                              | <b>969.24</b>          | No Bid                 | No Bid                   | No Bid              | No Bid              | No Bid               | No Bid                       | 1,006.98               | No Bid                      |                                       | \$ 1,938.48          |
| 70   | 88   | Pencil Sharpener                                     | No Bid                          | No Bid                              | 19.34                  | No Bid                 | No Bid                   | No Bid              | No Bid              | 18.26                | 99.50                        | <b>13.27</b>           | No Bid                      |                                       | \$ 1,167.76          |
| 71   | 7    | Megaphone  | <b>42.00</b>                    | No Bid                              | 61.65                  | No Bid                 | No Bid                   | No Bid              | No Bid              | 75.16                | No Bid                       | 47.59                  | No Bid                      |                                       | \$ 294.00            |
| 72   | 113  | Desk-side Trash Can                                  | No Bid                          | No Bid                              | 11.92                  | No Bid                 | No Bid                   | No Bid              | No Bid              | 14.97                | No Bid                       | <b>9.09</b>            | No Bid                      |                                       | \$ 1,027.17          |
| 73   | 5    | Flatbed Truck  | No Bid                          | No Bid                              | <b>724.50</b>          | No Bid                 | No Bid                   | No Bid              | No Bid              | 827.22               | No Bid                       | 394.14                 | No Bid                      | Low as specified                      | \$ 3,622.50          |
| 74   | 2    | Plastic Utility Cart                                 | No Bid                          | No Bid                              | 142.88                 | No Bid                 | No Bid                   | No Bid              | No Bid              | 328.64               | No Bid                       | <b>137.12</b>          | No Bid                      |                                       | \$ 274.24            |
| 75   | 113  | Recycle Bin  | No Bid                          | No Bid                              | <b>11.92</b>           | No Bid                 | No Bid                   | No Bid              | No Bid              | 29.64                | No Bid                       | 54.04                  | No Bid                      |                                       | \$ 1,346.96          |
|      |      | <b>Total Awarded (Sum of Quantity x Bolded Cost)</b> | <b>\$ 8,412.00</b>              | <b>\$ 52,862.48</b>                 | <b>\$ 34,680.29</b>    | <b>\$ 64,836.38</b>    | <b>\$ -</b>              | <b>\$ 10,635.80</b> | <b>\$ 13,965.84</b> | <b>\$ 270,341.55</b> | <b>\$ -</b>                  | <b>\$ 8,913.47</b>     | <b>\$ -</b>                 |                                       | <b>\$ 464,647.81</b> |

**CONSIDER APPROVAL OF BID #11-2013 FOR THE TRAFFIC SIGNAL AT  
POLLY RYON MIDDLE SCHOOL**

**RECOMMENDATION:**

That the Board of Trustees approve Traf-Tex for the new traffic signal at Polly Ryon Middle School in the amount of \$139,386.55.

**IMPACT/RATIONALE:**

The new Polly Ryon Middle School is a project identified in the 2011 Bond Referendum. Within the construction budget for Polly Ryon Middle School was a traffic signal on FM 762. The Texas Department of Transportation (TxDOT) required the district to use TxDOT approved contractors to install the traffic signal. Five bids were received on March 26, 2013. Traf-Tex was the low bidder and received the highest score. Traffic Engineer, Inc., Gilbane, and the Administration recommend Traf-Tex for the installation of the traffic signal in front of Polly Ryon Middle School.

**PROGRAM DESCRIPTION:**

Upon approval Traf-Tex will begin the construction of the new traffic signal for Polly Ryon Middle School.

Submitted by: J. Kevin McKeever, Administrator for Operations  
Ed Bailey, Gilbane

Recommended for approval:



Dr. Thomas Randle  
Superintendent

# TRAFFIC ENGINEERS, INC.

INNOVATIVE TRANSPORTATION SOLUTIONS

8323 Southwest Freeway  
Suite 200  
Houston, TX 77074

Voice (713) 270-8145  
Fax (281) 809-0807  
www.trafficengineers.com

March 29, 2013

J. Kevin McKeever  
Lamar CISD Administrator for Operations  
3911 Avenue I  
Rosenberg, TX 77471

RE: Traffic Signal Installation at FM 762 at Polly Ryon 6<sup>th</sup> Grade Driveway

Dear Mr. McKeever:

The bids received on March 26, 2013 for Traffic Signal Installation at FM 762 at Polly Ryon 6<sup>th</sup> Grade Driveway have been evaluated. Five (5) bids were received as summarized on the enclosed bid tabulation. A summary of the bids follows:

- |   |              |
|---|--------------|
| 1. Traf-Tex, Inc.                             | \$139,386.55 |
| 2. Statewide Traffic Signal Company           | \$149,356.49 |
| 3. Highway Intelligent Traffic Solutions Inc. | \$157,160.48 |
| 4. Reliable Signal & Lighting Solutions, LLC  | \$162,504.40 |
| 5. Third Coast Services, LLC                  | \$171,189.00 |

Based on the Scoring Criteria containing in the Project Manual:

|  | Quality<br>of Work<br>(10 pts) | Change<br>Order<br>Reputation<br>(10 pts) | Base<br>Bid<br>(80 pts) | Total<br>(100 pts) |
|--|--------------------------------|---|-------------------------|--------------------|
| Traf-Tex, Inc.                             | 8                              | 8   | 80                      | 96                 |
| Statewide Traffic Signal Company           | 8                              | 8   | 75                      | 91                 |
| Highway Intelligent Traffic Solutions Inc. | 8                              | 8   | 71                      | 87                 |
| Reliable Signal & Lighting Solutions, LLC  | 8                              | 8   | 69                      | 85                 |
| Third Coast Services, LLC                  | 8                              | 8   | 65                      | 81                 |

Traf-Tex, Inc. was the low bidder and received the highest score. It is recommended the contract be awarded to Traf-Tex, Inc.

If you have any questions or require additional information, please contact me at (713) 446-4566 or e-mail rick@trafficengineers.com.

Sincerely,



Rick Staigle, PE, PTOE  
Principal

**CONSIDER APPROVAL OF HVAC FULL COVERAGE MAINTENANCE SERVICE  
AGREEMENT AND JOB ORDER CONTRACTING SERVICES**

**RECOMMENDATION:**

That the Board of Trustees approve Automated Logic for RFP #10-2013 HVAC full coverage maintenance service agreement and job order contracting services in the amount of \$3,444,000.

**IMPACT/RATIONALE:**

The Maintenance and Operations Department contracts the maintenance of the HVAC equipment. This contract includes all filter changes, water treatment preventative maintenance, and repair of all HVAC equipment in the District.

The Maintenance and Operations Department worked with the Purchasing Department on bid specifications, evaluation, and award recommendation. An evaluation was conducted of each contractor presenting a completed bid response and final decision was done through a 12-point weighted evaluation system pre-established in the bid.

**PROGRAM DESCRIPTION:**

Upon approval, Automated Logic will begin a three year contract commencing July 1, 2013.

Submitted by:       Audrey L. Fox, Purchasing Manager  
                          Jill Ludwig, Chief Financial Officer  
                          Kevin McKeever, Administrator for Operations

Recommended for approval:



Dr. Thomas Randle  
Superintendent

**Bid Summary**  
**RFP No. 10-2013**  
**HVAC Full Coverage Maintenance Service Agreement and Job Order Contracting Services**  
**April 25, 2013**

| <b>Full Coverage Maintenance Service:</b>                      | <b>Automated Logic</b> | <b>George S. Hall</b> | <b>Heat Transfer Solutions</b> | <b>Star Service</b> | <b>TD Industries</b> |
|--|------------------------|-----------------------|--------------------------------|---------------------|----------------------|
| Base Proposal - Lump Sum for 3 Yrs                             | \$ 3,444,000.00        | \$ 3,575,033.00       | \$ 3,845,100.00                | \$ 5,546,655.00     | \$ 3,840,846.00      |
| <b>Job Order Contracting Services:</b>                         |                        |                       |                                |                     |                      |
| Rental of Air Colled Packaged Chiller:                         |                        |                       |                                |                     |                      |
| Coefficient applied to the current R.S. Means Cost Data Manual | 65.00%                 | 10.00%                | 75.00%                         | 1.00%               | 73.00%               |
| Pricing for Special Construction Projects:                     |                        |                       |                                |                     |                      |
| Construction Cost Less than \$5,000                            |                        |                       |                                |                     |                      |
| Coefficient applied to the current R.S. Means Cost Data Manual | 60.00%                 | 14.00%                | 70.00%                         | 1.00%               | 68.00%               |
| Construction Cost \$5,000 to \$25,000                          |                        |                       |                                |                     |                      |
| Coefficient applied to the current R.S. Means Cost Data Manual | 50.00%                 | 10.00%                | 60.00%                         | 0.99%               | 58.00%               |
| Construction Cost Above \$25,000                               |                        |                       |                                |                     |                      |
| Coefficient applied to the current R.S. Means Cost Data Manual | 50.00%                 | 8.00%                 | 60.00%                         | 0.97%               | 58.00%               |
| <b>Documents Received:</b>                                     |                        |                       |                                |                     |                      |
| Bid Bond   | yes                    | yes                   | yes                            | yes                 | yes                  |
| Qualification Statement  | yes                    | yes                   | no                             | yes                 | yes                  |
| Addendum #1 Acknowledgement                                    | yes                    | yes                   | yes                            | yes                 | yes                  |
| Addendum #2 Acknowledgement                                    | yes                    | yes                   | yes                            | yes                 | yes                  |
| <b>Bid Submission complete or incomplete</b>                   | <b>complete</b>        | <b>complete</b>       | <b>incomplete</b>              | <b>complete</b>     | <b>complete</b>      |

**Proposal Evaluation (Average of 3 Appraisers)**  
**RFP No. 10-2013**  
**HVAC Full Coverage Maintenance Service Agreement and Job Order Contracting Services**  
**April 25, 2013**

Each line item is weighted by points. The number of points awarded may be all, partial, or none.

A low number means low evaluation and a high number means a high evaluation of the line item.

|         |  | <b>Automated Logic</b> | <b>George S. Hall</b> | <b>Heat Transfer Solutions*</b> | <b>Star Service</b> | <b>TD Industries</b> |
|---------|--|------------------------|-----------------------|---------------------------------|---------------------|----------------------|
| 13 PTS  | The amount of the base proposal.   | <b>12.7</b>            | 11.3                  |                                 | 7.0                 | 10.0                 |
| 12 PTS  | The amounts of the values of the Pricing Submittals for Job Order Contracting.   | <b>11.3</b>            | 6.0                   |                                 | 6.3                 | 10.0                 |
| 9 PTS   | The sufficiency of the Contractors total resources.  | <b>9.0</b>             | 8.7                   |                                 | 8.0                 | 8.7                  |
| 8 PTS   | The probability that the Contractor can perform in accordance with the proposal documents.   | <b>8.0</b>             | 7.7                   |                                 | 7.7                 | 7.7                  |
| 8 PTS   | The responsibility and reputation of the Contractor.   | <b>8.0</b>             | 7.3                   |                                 | 7.3                 | 7.7                  |
| 8 PTS   | Guaranteed maximum response time.  | <b>7.7</b>             | 7.3                   |                                 | 7.3                 | 7.3                  |
| 8 PTS   | The quality and availability of the Contractor's personnel and services.   | <b>7.3</b>             | 7.0                   |                                 | 7.3                 | 7.0                  |
| 8 PTS   | Scope, ability, and technical support available from home office.  | <b>8.0</b>             | 7.7                   |                                 | 7.7                 | 7.7                  |
| 8 PTS   | The quality of the Contractors performance on previous projects.   | <b>8.0</b>             | 7.7                   |                                 | 7.7                 | 7.7                  |
| 8 PTS   | Previous satisfactory experience with Lamar CISD.  | <b>7.7</b>             | 1.3                   |                                 | 1.3                 | 1.3                  |
| 5 PTS   | The Contractors previous compliance with laws affecting a project.   | <b>5.0</b>             | 5.0                   |                                 | 5.0                 | 5.0                  |
| 5 PTS   | Safety record of Contractor according to the OSHA inspection logs for the last three years, a loss analysis from the Contractor's insurance carrier and a loss history covering all lines of insurance coverage carried by the Contractor. | <b>4.7</b>             | 4.7                   |                                 | 4.7                 | 4.3                  |
| 100 PTS | TOTAL to Contractor  | <b>97.3</b>            | 81.7                  | 0.0                             | 77.3                | 84.3                 |

**\*Bid Submission incomplete**

**CONSIDER APPROVAL OF AGREEMENT WITH THE CITY OF ROSENBERG FOR  
RECLAIMED WATER SERVICE**

**RECOMMENDATION:**

That the Board of Trustees approve this agreement with the City of Rosenberg for reclaimed water service.

**IMPACT/RATIONALE:**


The City of Rosenberg is starting construction on Phase I of a reclaimed water system. In Phase I the district will be able to purchase reclaimed water for irrigating the athletic fields at Terry High School and George Junior High School. The district will save about \$6,500 per year on water charges by making this change. There are three meters that feed the athletic fields at Terry High School and George Junior High School. Phase II will expand the offer to Lamar Consolidated High School and Lamar Junior High School athletic fields.

**PROGRAM DESCRIPTION:**

Upon approval Lamar CISD will begin purchasing reclaimed water for irrigation from the City of Rosenberg.

Submitted by: J. Kevin McKeever, Administrator for Operations  
Aaron Morgan, Region 4 ESC

Recommended for approval:



Dr. Thomas Randle  
Superintendent





## Rosenberg Water Utility Reclaimed Water Service Application

- 1) Applicant hereby agrees to abide by the City of Rosenberg Water Utility Rules and Regulations, Reclaimed Water Policies & Procedures, General Requirements in Attachment A, the Operation and Maintenance Plan in Attachment B, any City ordinances pertaining to reclaimed water or cross connection control, and the Texas Administrative Code, Chapter 210 relating to Reclaimed Water. Failure to abide by any of the above will result in disconnecting the customer's system from the city's reclaimed water system.
- 2) Applicant hereby understands that the current rate for reclaimed water is \$2.50/1,000 gallons and is set by ordinance and subsequent amendments. This rate is subject to review by the City of Rosenberg Council. The reclaimed water rate does not include the subsidence fee (GRP Fee).
- 3) Applicant hereby agrees to complete a Cross Connection Control questionnaire along with this application. Customers using reclaimed water must have a backflow prevention device on the potable water supply.
- 4) Applicant hereby agrees to allow Rosenberg Water Utility personnel on their property to inspect the reclaimed water system.
- 5) The Applicant hereby agrees that they are the owner or designated representative of the reclaimed water system on the property receiving reclaimed water and will be responsible for complying with the terms of this application.
- 6) The Applicant agrees to hold the City harmless from claims arising out of the applicant's operation and maintenance of reclaimed water service.

Print applicant's name: \_\_\_\_\_

Applicant's signature: \_\_\_\_\_ Date: \_\_\_\_\_

# ATTACHMENT A

## General Requirements for Reclaimed Water Users

### I. General Requirements:

- a) The user shall use the reclaimed water in accordance with this agreement, City ordinances, and TAC Chapter 210 relating to reclaimed water.
- b) The City of Rosenberg will not be liable for misapplication of reclaimed water by users.
- c) The City of Rosenberg may conduct periodic audits of appropriate controls implemented by reclaimed water users.
- d) There shall be no nuisance conditions resulting from the user's distribution, use, and/or storage of reclaimed water.
- e) Use of hose bibs and faucets are prohibited unless specifically approved by the City of Rosenberg Utility Director.
- f) Backflow prevention devices shall be installed on both the reclaimed service line (double check valve assembly) and the potable water service line (reduced pressure backflow assembly).
- g) One of the following requirements must be met by the user for any area where reclaimed water is stored or where there exist hose bibs or faucets: Signs having a minimum size of eight inches shall be posted at all storage areas and on all hose bibs and faucets reading, in both English and Spanish, "Reclaimed Water, Do Not Drink: and "Agua Reclamada, No Tome el Agua" or similar warning; or the area shall be secured to prevent access by the public.
- h) The reclaimed water user shall provide reasonable control of the application rates for reclaimed water applied to irrigation areas. These controls shall encourage the efficient use of reclaimed water and avoid excessive application of reclaimed water that results in surface runoff or excessive percolation below the root zone.
- i) A user is responsible for ensuring the reclaimed water overflow, crop stress, and undesirable soil contamination by salt does not occur.
- j) All exposed piping and piping within a building shall be purple. All buried pipe installed after the effective date of these rules shall be one of the following: manufactured in purple, purple fusion-bonded epoxy coated, or bagged in purple. All exposed piping shall be stenciled in white with a warning reading "Non-Potable Water".
- k) A user may not resell, trade or transfer reclaimed water to any other person or legal entity. The user is also prohibited from conveying reclaimed water to any other premises or location.
- l) The user is solely responsible for any private distribution system costs, including the initial construction cost, and operation and maintenance of the private reclaimed water system on the user's property.
- m) A user may construct storage facilities for reclaimed water. Storage facilities shall be designed, constructed, and operated in accordance with 30 TAC, Chapter 210.
- n) Reclaimed water shall not be utilized in a way that degrades ground water quality to a degree adversely affecting its actual or potential uses.
- o) Reclaimed water managed in storage ponds must be prevented from discharge into waters in the state, except for discharges directly resulting from rainfall events or in accordance with a permit issued by the Texas Commission on Environmental Quality (TCEQ). All other discharges are unauthorized. If any unauthorized overflow of storage pond occurs causing discharge into or adjacent to waters in the state, the user shall report any non-compliance within five (5) working days to TCEQ and to the City of Rosenberg.

- p) Irrigation sites shall be maintained with a vegetative cover or be under the cultivation during times when reclaimed water is applied. Distribution systems must be designed to prevent operation by unauthorized personnel. Irrigation operations shall be managed in a manner to minimize the inadvertent contact of reclaimed water with humans. Operational or tail water controls shall be provided to preclude discharge of reclaimed water from irrigation sites.
  
- q) Food crops that may be consumed raw by humans shall not be spray irrigated. Food crops including orchard crops that will be substantially processed prior to human consumption may be spray irrigated. Other types of irrigation that avoid contact of reclaimed water with edible portions of food crops are acceptable.

# ATTACHMENT B

## Operation and Maintenance Plan/Policies

### I. Labeling and Separation:

- a) To indicate that reclaimed water is in use at least one (1) sign, in both English and Spanish, shall be posted on the property and at each storage area, hose bib, and faucet reading "Reclaimed Water, Do not Drink" and "Agua Reclamada, No Bebe el Agua".
- b) All exposed piping and piping within a building shall be either manufactured in purple or painted purple and shall be stenciled in white with a label reading "Non-Potable Water".
- c) All buried piping installed after the effective date of these rules shall be one of the following: manufactured in purple, painted purple, taped with purple metallic tape, or bagged in purple.
- d) All sprinkler heads and sprinkler control box covers shall be purple.

### II. Unauthorized Access:

- a) Distribution systems shall be designed to prevent operation by unauthorized personnel.

### III. Transfers and Use:

- a) The reclaimed water user shall provide reasonable control of the application rates for reclaimed water. These controls shall encourage the efficient use of reclaimed water and avoid excessive application of reclaimed water.
- b) Irrigation practices shall be designed to prevent incidental ponding or standing water.
- c) There shall be no application of reclaimed water when the ground is saturated or frozen.

### IV. Minimizing Human Exposure:

- a) Backflow prevention devices shall be installed on both the reclaimed service line and the potable water service line.
- b) Irrigation operations shall be at night when the potential for human contact is low.
- c) Irrigation rates and times shall be managed to minimize "wet grass" conditions in unrestricted landscaped areas during the periods the area could be in use.
- d) Irrigation systems shall be designed so that the irrigation spray does not reach any privately owned premises outside the designated irrigation area or reach public drinking fountains.

### V. Routine Maintenance:

- a) Broken equipment shall be repaired promptly.

### VI. Training and Safety:

- a) Backflow prevention devices shall be inspected annually per City of Rosenberg's ordinances.

### VII. Contingency Plan:

- a) Any unauthorized reclaimed water discharge into or adjacent to waters in the state shall be reported to the City of Rosenberg Water Utility and the Texas Commission on Environmental Quality within five (5) working days of becoming aware of the discharge.

**CONSIDER APPROVAL OF DEDUCTIVE CHANGE ORDER #1 AND FINAL  
PAYMENT FOR THE TENNIS COURT RESURFACING AT LAMAR CONSOLIDATED  
HIGH AND LAMAR JUNIOR HIGH SCHOOLS**

**RECOMMENDATION:**

That the Board of Trustees approve deductive change order #1 to Hellas Construction for the tennis court resurfacing projects in the amount of \$15,000 and final payment of \$5,892 for the Lamar Consolidated High School courts and \$3,928 for the Lamar Junior High School courts.

**IMPACT/RATIONALE:**

Hellas Construction was the contractor for the tennis court resurfacing project. This project included resurfacing the courts at Lamar Consolidated High and Lamar Junior High schools. Funding for this project came from the 2006 available bond funds. Substantial completion was taken on August 15, 2012.

**PROGRAM DESCRIPTION:**

Upon approval, Hellas Construction will be paid 100% for the tennis court resurfacing project.

Submitted by: J. Kevin McKeever, Administrator for Operations  
Ed Bailey, Gilbane  
Aaron Morgan, Region 4 ESC

Recommended for approval:



Dr. Thomas Randle  
Superintendent



AIA®

# Document G701™ – 2001

## Change Order

**PROJECT:** *(Name and address)*  
Tennis Court Resurfacing  
Lamar Consolidated HS & JHS

**CHANGE ORDER NUMBER:** 001

**DATE:** October 25, 2012

**ARCHITECT'S PROJECT NUMBER:**  
11008

OWNER

ARCHITECT

CONTRACTOR

FIELD

OTHER

**TO CONTRACTOR:** *(Name and address)*  
Hellas Construction, Inc.  
12710 Research Boulevard  
Austin, Texas 78759

**CONTRACT DATE:** June 14, 2012

**CONTRACT FOR:** Tennis Court Resurfacing

The Contract is changed as follows:

*(Include, where applicable, any undisputed amount attributable to previously executed Construction Change Directives.)*

Removing the unused Owner's Contingency Allowance from the Contract Amount.

Owner's Contingency Allowance Amount.....\$15,000.00

|   |              |   |    |                   |
|---|--------------|---|----|-------------------|
| The original  | Contract Sum | was   | \$ | <u>113,200.00</u> |
| The net change by previously authorized Change Orders |              |   | \$ | <u>0.00</u>       |
| The   | Contract Sum | prior to this Change Order was                          | \$ | <u>113,200.00</u> |
| The   | Contract Sum | will be decreased by this Change Order in the amount of | \$ | <u>15,000.00</u>  |
| The new   | Contract Sum | , including this Change Order, will be                  | \$ | <u>98,200.00</u>  |

The Contract Time will be unchanged by zero ( 0 ) days.

The date of Substantial Completion as of the date of this Change Order, therefore, is July 22, 2012

*(NOTE: This Change Order does not include changes in the Contract Sum, Contract Time or Guaranteed Maximum Price that have been authorized by Construction Change Directive until the cost and time have been agreed upon by both the Owner and Contractor, in which case a Change Order is executed to supersede the Construction Change Directive.)*

**NOT VALID UNTIL SIGNED BY THE ARCHITECT, CONTRACTOR AND OWNER.**

Hartfiel Architecture & Design  
ARCHITECT *(Firm name)*

Hellas Construction, Inc.  
CONTRACTOR *(Firm name)*

Lamar Consolidated ISD  
OWNER *(Firm name)*

1000 Austin Street, Suite E  
Richmond, Texas 77469  
ADDRESS

12710 Research Boulevard  
Austin, Texas 78759  
ADDRESS

4901 Avenue I  
Rosenberg, Texas 77471  
ADDRESS

BY *(Signature)*

BY *(Signature)*

BY *(Signature)*

Scot A. Hartfiel  
*(Typed name)*

Brian Jorgensen  
*(Typed name)*

Michael Richard  
*(Typed name)*

DATE

DATE 11/6/12

DATE

Received by LCISD

APR 09 2013



# APPLICATION AND CERTIFICATION FOR PAYMENT

TO OWNER: Lamar Consolidated ISD  
 5901 Thornton Avenue  
 Rosenberg, TX 77471

PROJECT: Lamar High School Tennis

APPLICATION NO: 2

FROM CONTRACTOR: Hellas Construction, Inc.  
 12710 Research Blvd., Ste 240  
 Austin, TX 78759

VIA ARCHITECT: Hartfil Architecture & Design  
 1000 Austin Street, Suite E  
 Richmond, TX 77469

Distribution to:  
 OWNER  
 ARCHITECT  
 CONTRACTOR

PERIOD TO: 04/05/13

PROJECT NOS: 11008

CONTRACT FOR: Tennis Court Resurfacing

## CONTRACTOR'S APPLICATION FOR PAYMENT

Application is made for payment, as shown below, in connection with the Contract. Continuation Sheet, AIA Document G703, is attached.

1. ORIGINAL CONTRACT SUM \$ 67,920.00
2. Net change by Change Orders \$ (9,000.00)
3. CONTRACT SUM TO DATE (Line 1 + 2) \$ 58,920.00
4. TOTAL COMPLETED & STORED TO DATE (Column G on G703) \$ 58,920.00
5. RETAINAGE:
  - a. 0 % of Completed Work \$ 0.00
  - b. % of Stored Material \$
  - (Column F on G703)
  - Total Retainage (Lines 5a + 5b or Total in Column I of G703) \$ 0.00
6. TOTAL EARNED LESS RETAINAGE (Line 4 Less Line 5 Total) \$ 58,920.00
7. LESS PREVIOUS CERTIFICATES FOR PAYMENT (Line 6 from prior Certificate) \$ 53,028.00
8. CURRENT PAYMENT DUE \$ 5,892.00
9. BALANCE TO FINISH, INCLUDING RETAINAGE (Line 3 less Line 6) \$ 0.00

## ARCHITECT'S CERTIFICATE FOR PAYMENT

In accordance with the Contract Documents, based on on-site observations and the data comprising the application, the Architect certifies to the Owner that to the best of the Architect's knowledge, information and belief the Work has progressed as indicated, the quality of the Work is in accordance with the Contract Documents, and the Contractor is entitled to payment of the AMOUNT CERTIFIED.

AMOUNT CERTIFIED ..... \$ 5892.00


(Attach explanation if amount certified differs from the amount applied. Initial all figures on this Application and on the Continuation Sheet that are changed to conform with the amount certified.)

By:  Date: 4/8/13

This Certificate is not negotiable. The AMOUNT CERTIFIED is payable only to the Contractor named herein. Issuance, payment and acceptance of payment are without prejudice to any rights of the Owner or Contractor under this Contract.

| CHANGE ORDER SUMMARY                               | ADDITIONS | DEDUCTIONS   |
|--|-----------|--------------|
| Total changes approved in previous months by Owner | \$0.00    | \$0.00       |
| Total approved this Month                          |           | \$9,000.00   |
| TOTALS   | \$0.00    | \$9,000.00   |
| NET CHANGES by Change Order                        |           | (\$9,000.00) |



CONTRACTOR:  Date: 4/5/2013  
 State of Texas County of: Travis day of \_\_\_\_\_  
 Subscribed and sworn to before me this 5th  
 Notary Public: \_\_\_\_\_  
 My Commission expires: 4/21/2014



# APPLICATION AND CERTIFICATION FOR PAYMENT

TO OWNER: Lamar Consolidated ISD  
 5901 Thornton Avenue  
 Rosenberg, TX 77471

PROJECT: Lamar Junior HS Tennis

APPLICATION NO: 2

Distribution to:  
 OWNER  
 ARCHITECT  
 CONTRACTOR

FROM CONTRACTOR: VIA ARCHITECT:  
 Hellas Construction, Inc. Hartfiel Architecture & Design  
 12710 Research Blvd., Ste 240 1000 Austin Street, Suite E  
 Austin, TX 78759 Richmond, TX 77469

PERIOD TO: 04/05/13

PROJECT NOS: 11008

CONTRACT DATE: Hellas # 20120140

## CONTRACTOR'S APPLICATION FOR PAYMENT

Application is made for payment, as shown below, in connection with the Contract Continuation Sheet, AIA Document G703, is attached.

|   |    |            |
|---|----|------------|
| 1. ORIGINAL CONTRACT SUM  | \$ | 45,280.00  |
| 2. Net change by Change Orders  | \$ | (6,000.00) |
| 3. CONTRACT SUM TO DATE (Line 1 ± 2)                                      | \$ | 39,280.00  |
| 4. TOTAL COMPLETED & STORED TO DATE (Column G on G703)                    | \$ | 39,280.00  |
| 5. RETAINAGE:   |    |            |
| a. 0% of Completed Work (Column D + E on G703)                            | \$ | 0.00       |
| b. % of Stored Material (Column F on G703)                                | \$ |            |
| Total Retainage (Lines 5a + 5b or Total in Column I of G703)              | \$ | 0.00       |
| 6. TOTAL EARNED LESS RETAINAGE (Line 4 Less Line 5 Total)                 | \$ | 39,280.00  |
| 7. LESS PREVIOUS CERTIFICATES FOR PAYMENT (Line 6 from prior Certificate) | \$ | 35,352.00  |
| 8. CURRENT PAYMENT DUE  | \$ | 3,928.00   |
| 9. BALANCE TO FINISH, INCLUDING RETAINAGE (Line 3 less Line 6)            | \$ | 0.00       |

| CHANGE ORDER SUMMARY                               | ADDITIONS | DEDUCTIONS   |
|--|-----------|--------------|
| Total changes approved in previous months by Owner | \$0.00    |              |
| Total approved this Month                          |           | \$6,000.00   |
| TOTALS   | \$0.00    | \$6,000.00   |
| NET CHANGES by Change Order                        |           | (\$6,000.00) |

The undersigned Contractor certifies that to the best of the Contractor's knowledge, information and belief the Work covered by this Application for Payment has been completed in accordance with the Contract Documents, that all amounts have been paid by the Contractor for Work for which previous Certificates for Payment were issued and payments received from the Owner, and that current payment shown herein is now due.

CONTRACTOR:



By: *[Signature]* Date: \_\_\_\_\_

State of: Texas County of: Travis day of \_\_\_\_\_

Subscribed and sworn to before me this 5th

Notary Public:

My Commission expires: 4/21/2014

## ARCHITECT'S CERTIFICATE FOR PAYMENT

In accordance with the Contract Documents, based on on-site observations and the data comprising the application, the Architect certifies to the Owner that to the best of the Architect's knowledge, information and belief the Work has progressed as indicated, the quality of the Work is in accordance with the Contract Documents, and the Contractor is entitled to payment of the AMOUNT CERTIFIED.

AMOUNT CERTIFIED ..... \$ 3,928.00

(Attach explanation if amount certified differs from the amount applied. Initial all figures on this Application and on the Continuation Sheet that are changed to conform with the amount certified.)

ARCHITECT:

By: *[Signature]* Date: 4/8/13

This Certificate is not negotiable. The AMOUNT CERTIFIED is payable only to the Contractor named herein. Issuance, payment and acceptance of payment are without prejudice to any rights of the Owner or Contractor under this Contract.

**CONSIDER APPROVAL OF LAMAR CISD ZONING COMMITTEE  
RECOMMENDATIONS FOR ADOLPHUS ELEMENTARY**

**RECOMMENDATION:**

That the Board of Trustees approve the District Attendance Boundary Committee's (ABC) recommendation to establish the attendance boundary area for Adolphus Elementary for the 2013-2014 school year as presented.

**IMPACT/RATIONALE:**

The 2012-2013 ABC met on March 5<sup>th</sup> and 19<sup>th</sup> to consider administrative recommendations for the attendance boundary lines for Adolphus Elementary in the Long Meadow Farms subdivision. Following discussion, the ABC reached consensus to move forward to public input.

A public hearing for input from the residents in the impacted area was held on Tuesday, April 2 at 7:00 PM in the Briscoe Junior High auditorium. Flyers were sent home with all Frost, McNeill, and Hubenak elementary students.

The ABC listened to the concerns of the community during the public hearing and decided to meet once more on April 9<sup>th</sup>. The ABC reviewed all of the proposals and the public input presented before reaching consensus to bring the attached recommendation for Board approval at its April meeting. The ABC made one change following the public hearing, but because it favored public input, no additional public input was needed.

The ABC's recommendation is based on the latest demographic projections, facility capacity, current student enrollment numbers, and optimal utilization of existing facilities. The committee also looked closely at both long and short term needs to alleviate overcrowding while minimizing the movement of students from existing zones.

Other points considered:

- Students are moving to a new school
- To keep neighborhoods and communities together
- To minimize rezoning neighborhoods that were impacted by previous rezonings
- A new school projected in the 10-year Facilities Plan will address future growth

Submitted by: Mike Rockwood, Executive Director of Community Relations

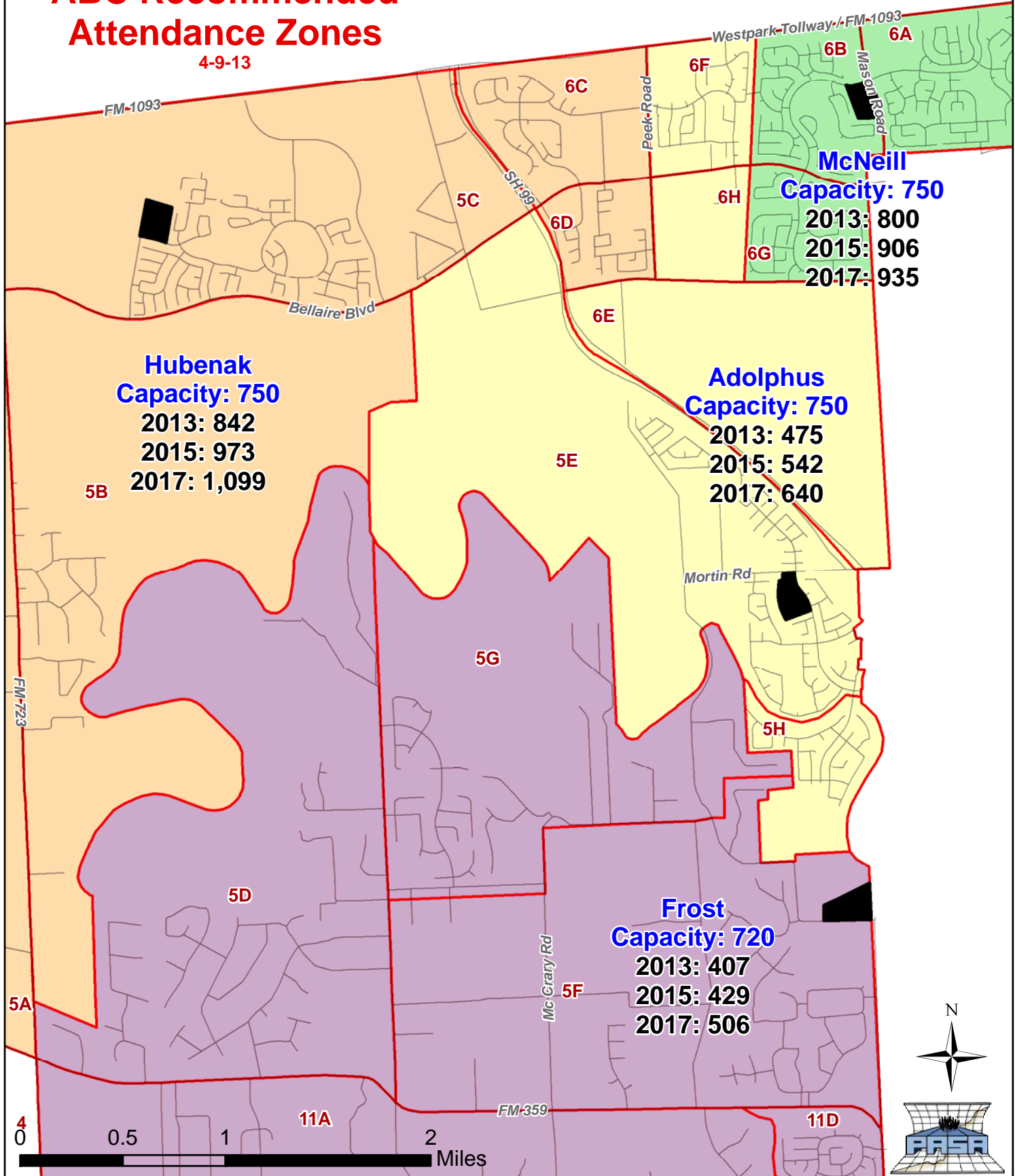
Recommended for approval:



Dr. Thomas Randle  
Superintendent

# ABC Recommended Attendance Zones

4-9-13



**Lamar C.I.S.D.  
Attendance Boundary Committee**

**ABC Recommended Elementary Attendance Zones  
4-9-13 Meeting**

|                            | <b>Fall<br/>2013</b> | <b>Fall<br/>2014</b> | <b>Fall<br/>2015</b> | <b>Fall<br/>2016</b> | <b>Fall<br/>2017</b> | <b>Fall<br/>2018</b> | <b>Fall<br/>2019</b> | <b>Fall<br/>2020</b> | <b>Fall<br/>2021</b> | <b>Fall<br/>2022</b> |
|----------------------------|----------------------|----------------------|----------------------|----------------------|----------------------|----------------------|----------------------|----------------------|----------------------|----------------------|
| <b>Adolphus Elementary</b> |                      |                      |                      |                      |                      |                      |                      |                      |                      |                      |
| <i>Practical Capacity</i>  | 750                  | 750                  | 750                  | 750                  | 750                  | 750                  | 750                  | 750                  | 750                  | 750                  |
| <i>Students Projected</i>  | 475                  | 501                  | 542                  | 586                  | 640                  | 695                  | 747                  | 802                  | 856                  | 894                  |
| <i>Percent Utilization</i> | 63%                  | 67%                  | 72%                  | 78%                  | 85%                  | 93%                  | 100%                 | 107%                 | 114%                 | 119%                 |
| <i>Student Margin</i>      | 275                  | 249                  | 208                  | 164                  | 110                  | 55                   | 3                    | -52                  | -106                 | -144                 |
| <b>Frost Elementary</b>    |                      |                      |                      |                      |                      |                      |                      |                      |                      |                      |
| <i>Practical Capacity</i>  | 720                  | 720                  | 720                  | 720                  | 720                  | 720                  | 720                  | 720                  | 720                  | 720                  |
| <i>Students Projected</i>  | 407                  | 406                  | 429                  | 461                  | 506                  | 548                  | 593                  | 649                  | 709                  | 772                  |
| <i>Percent Utilization</i> | 57%                  | 56%                  | 60%                  | 64%                  | 70%                  | 76%                  | 82%                  | 90%                  | 98%                  | 107%                 |
| <i>Student Margin</i>      | 313                  | 314                  | 291                  | 259                  | 214                  | 172                  | 127                  | 71                   | 11                   | -52                  |
| <b>Hubenak Elementary</b>  |                      |                      |                      |                      |                      |                      |                      |                      |                      |                      |
| <i>Practical Capacity</i>  | 750                  | 750                  | 750                  | 750                  | 750                  | 750                  | 750                  | 750                  | 750                  | 750                  |
| <i>Students Projected</i>  | 842                  | 919                  | 973                  | 1,032                | 1,099                | 1,164                | 1,239                | 1,317                | 1,396                | 1,479                |
| <i>Percent Utilization</i> | 112%                 | 123%                 | 130%                 | 138%                 | 147%                 | 155%                 | 165%                 | 176%                 | 186%                 | 197%                 |
| <i>Student Margin</i>      | -92                  | -169                 | -223                 | -282                 | -349                 | -414                 | -489                 | -567                 | -646                 | -729                 |
| <b>McNeill Elementary</b>  |                      |                      |                      |                      |                      |                      |                      |                      |                      |                      |
| <i>Practical Capacity</i>  | 750                  | 750                  | 750                  | 750                  | 750                  | 750                  | 750                  | 750                  | 750                  | 750                  |
| <i>Students Projected</i>  | 800                  | 884                  | 906                  | 924                  | 935                  | 940                  | 945                  | 952                  | 957                  | 964                  |
| <i>Percent Utilization</i> | 107%                 | 118%                 | 121%                 | 123%                 | 125%                 | 125%                 | 126%                 | 127%                 | 128%                 | 129%                 |
| <i>Student Margin</i>      | -50                  | -134                 | -156                 | -174                 | -185                 | -190                 | -195                 | -202                 | -207                 | -214                 |

**CONSIDER APPROVAL OF UNITEDHEALTHCARE  
AS THE GROUP HEALTH PLAN ADMINISTRATOR**

**RECOMMENDATION:**

That the Board of Trustees approve UnitedHealthcare as the group health plan administrator for Lamar CISD for the 2013-2014 plan year.

**IMPACT/RATIONALE:**

Lamar CISD received eight (8) responses to the Request for Proposal. After review of the responses, the field was narrowed to four (4) respondents based on cost projections and/or services offered. The four (4) respondents provided Lamar CISD with a “Best and Final” offer (see attached documentation for details).

UnitedHealthcare (UHC) is the District’s current group health plan administrator. After the review of the Request for Proposal process and the “Best and Final” process, it has been determined that based on the recommended changes to the administrative and benefit structure that UHC provides the District with the best value proposition. UnitedHealthcare proposes a one-year contract with four one year options at the discretion of the District.

**PROGRAM DESCRIPTION:**

Group health coverage is offered through open enrollment annually to all employees working twenty (20) hours or more per week. UHC offers an on-line system which allows members of the plan to complete a medical profile, access disease management information, wellness information and initiatives, a medical procedure and prescription cost estimator, and other state of the art web based services. UHC offers a 24-Hour nurse line service for medical information as well as assistance with mental health issues and providers.

The District continues to comply with Patient Protection Affordability Act (PPACA) in the area that will impact the District’s Medical/Rx plan(s) and the cost to the District.

Submitted by: Dr. Kathleen Bowen, Executive Director of Human Resources  
Trudy Harris, Assistant Director Employee Services and Risk  
Management

Recommended for approval:



Dr. Thomas Randle  
Superintendent

# LAMAR CONSOLIDATED INDEPENDENT SCHOOL DISTRICT



A PROUD TRADITION | A BRIGHT FUTURE

## Medical/Rx Request for Proposals (RFP) Best and Final 2013-2014 Plan Year

Prepared by



**SAI/CCBS**

a Division of Gallagher Benefit Services, Inc.

**Burke O. Sunday, LHIC**

**245 Commerce Green Blvd., Suite 290**

**Sugar Land, Texas 77478**

**[281] 295-3000 (Phone)**

**[281] 295-3020 (Fax)**





A PROUD TRADITION | A BRIGHT FUTURE

## Medical/Rx

### Request for Proposal – 2013-2014 Plan Year Finance Committee Presentation

---

The Request for Proposal [#04-2013] (RFP) was issued on January 18<sup>th</sup> – with responses due February 14<sup>th</sup>. The following vendors requested and or received the RFP:

- Aetna
- Blue Cross Blue Shield of Texas
- CIGNA
- Humana
- MHealth
- UnitedHealthcare
- Arbor Benefit Group
- SA Benefits Services

The initial review of the responses was presented to staff on March 1<sup>st</sup>. The purpose of the meeting was to review the responses, decide, and select the vendors that would be invited to the “Best and Final” round.

The following vendors were selected. The vendors were instructed to provide their “Best and Final” response by 3:00 p.m. March 6<sup>th</sup>.

- Aetna
- Blue Cross and Blue Shield
- CIGNA
- UnitedHealthcare

# Medical/Rx

## Request for Proposal – 2013-2014 Plan Year Finance Committee Presentation

---

The structure of the ask for the “Best and Final” round was:

- Administration Fee:
  - 2013-2014 PY Fee
  - 2014-2015 PY Fee
  - 2015-2016 PY Fee
  - 2016-2017 PY Fee
  - 2017-2018 PY Fee
  - Composite Rate Only
  - Please indicated any additions or deletions to services outlined and detailed in your original response
  
- Stop-Loss:
  - Individual Stop Loss
    - Level: \$235,000 and \$250,000
    - Annual Maximum:\$2,000,000 and Unlimited
    - Type: 18/12 and 15/12
    - Composite Rate Only
  - Aggregate Stop Loss
    - Level: 120%
    - Type: 18/12 and 15/12
    - Composite Rate Only
  
- Medical/Rx Claims
  - Expected Claims: Composite Only
  - Maximum Claims: Composite Only
  
- Benefit Plan(s) Assumption – Cost Scenarios
  - Current Benefit Plan A, B, C (Previously D)
    - Full Network
      - In Network and Out-of-Network
      - Network Only
    - Smaller Network (aka smaller physician network)
      - In Network and Out-of-Network
      - Network Only
    - Limited Network (aka Accountable Care Network)



# Medical/Rx

## Request for Proposal – 2013-2014 Plan Year Finance Committee Presentation

---

A meeting with staff was held on March 8<sup>th</sup> to review the “Best and Final” offers. During the review of the responses the following narrative is the basis of the recommendation to staff.

The question for the next step is where does Lamar see itself this year for making vendor and network changes that would include an ACO/ACN or Patient Centered Medical Home? UnitedHealthcare, Aetna, BCBS, and CIGNA have options that could be viable for future centers of excellence and an immediate step could be to limit network choices now with the long-term direction being having a definitive contribution strategy to provide an ACO/ACN long term.

If the strategy is to reduce out-of-network utilization, provide stable cost, and to encourage use of limited network providers now and build to an ACO/ACN offering when the financial need is more compelling and more “tested”, then it appears that UnitedHealthcare is still the best option for Lamar given the limited variance of claims costs as projected by the carriers’ own underwriters for not only smaller networks, but the full “Best and Final” ask. The District can add the ACO/ACN down the road or go back out to the market either next year or later if that’s complementary to the District’s benefits offering and cost strategy.

# Status Quo

[Current Plans – A, B, C – In-Network/Out-of-Network]

# Lamar Consolidated Independent School District



## Best and Final Review of Responses to Request for Proposal #04-2013 Basis - "Status Quo" Comparison of Current Benefit Offering - Plan A, B, C [D]

| Enrollment                          | 2500                            |                                  | Choice+<br>In&Out<br>UHC        | Choice+PDP<br>In&Out<br>UHC     | Full POS II<br>In&Out<br>Actina | Full POS II<br>In&Out<br>Actina | Full Blue Choice<br>In&Out<br>Blue Cross | Full Blue Choice<br>In&Out<br>Blue Cross | Full DAP<br>In&Out<br>CIGNA       | Full DAP<br>In&Out<br>CIGNA |
|-------------------------------------|---------------------------------|----------------------------------|---------------------------------|---------------------------------|---------------------------------|---------------------------------|--|--|-----------------------------------|-----------------------------|
|                                     | Current<br>UHC                  | Choice+<br>Renewal<br>UHC        |                                 |                                 |                                 |                                 |  |  |                                   |                             |
| <b>Options/Risk Corridor</b>        |                                 |                                  |                                 |                                 |                                 |                                 |  |  |                                   |                             |
| Expected Maximum (100%) Basis       | \$598,53<br>\$718,24<br>Paid/12 | \$629,38<br>\$751,26<br>Paid/12  | \$612,13<br>\$734,56<br>Paid/12 | \$628,18<br>\$753,81<br>18/12   | \$615,86<br>\$739,03<br>15/12   | \$607,82<br>\$729,38<br>15/12   | \$619,98<br>\$743,98<br>18/12            | \$623,30<br>\$747,96<br>15/12            | \$625,90<br>\$751,08<br>18/12     | \$0.00<br>\$0.00            |
| Expected Variance                   | \$17,955,900                    | \$18,881,400<br>5.2%             | \$18,863,900<br>2.3%            | \$18,845,250<br>4.95%           | \$18,475,750<br>2.90%           | \$18,234,600<br>1.6%            | \$18,595,400<br>3.6%                     | \$18,699,000<br>4.14%                    | \$18,777,000<br>4.57%             | \$0<br>-100.0%              |
| Maximum Variance                    | \$21,547,080                    | \$22,657,680<br>5.15%            | \$22,056,800<br>2.27%           | \$22,616,300<br>4.95%           | \$22,170,900<br>2.90%           | \$21,881,520<br>1.55%           | \$22,319,280<br>3.58%                    | \$22,438,800<br>4.14%                    | \$22,532,400<br>4.57%             | \$0<br>-100.0%              |
| <b>Fixed Costs</b>                  |                                 |                                  |                                 |                                 |                                 |                                 |  |  |                                   |                             |
| Administration                      | \$28.89                         | \$28.89                          | \$28.89                         | \$31.34                         | \$31.34                         | \$37.22                         | \$37.22                                  | \$37.03                                  | \$17.03                           | \$0.00                      |
| ISL Stop-Loss Level                 | \$235,000                       | \$235,000                        | \$235,000                       | \$250,000                       | \$250,000                       | \$235,000                       | \$235,000                                | \$235,000                                | \$235,000                         | \$0.00                      |
| ISL Rate                            | \$42.75                         | \$42.75                          | \$45.00                         | \$46.29                         | \$44.97                         | \$38.53                         | \$38.53                                  | \$40.96                                  | \$40.96                           | \$0.00                      |
| ISL Basis                           | Paid                            | Paid                             | Paid                            | 18/12                           | 15/12                           | 15/12                           | 18/12                                    | 24/12                                    | 24/12                             | \$0.00                      |
| ASL Rate                            | \$3.23                          | \$3.59                           | 3.49                            | Incl In ISL                     | Incl In ISL                     | \$4.13                          | \$4.13                                   | \$3.78                                   | \$3.78                            | \$0.00                      |
| ASL Basis                           | Paid                            | Paid                             | Paid                            | 18/12                           | 15/12                           | 15/12                           | 18/12                                    | 15/12                                    | 18/12                             | \$0.00                      |
| Total Fixed Annualized Variance     | \$74.87<br>\$2,246,100          | \$85.23<br>\$2,556,900<br>13.84% | \$77.38<br>\$2,321,400<br>3.95% | \$77.63<br>\$2,328,900<br>3.69% | \$76.31<br>\$2,289,300<br>1.92% | \$79.88<br>\$2,396,400<br>6.69% | \$79.88<br>\$2,396,400<br>6.69%          | \$61.77<br>\$1,853,100<br>-17.50%        | \$61.77<br>\$1,853,100<br>-17.50% | \$0.00<br>\$0<br>-100%      |
| <b>Total Fixed + Claims</b>         |                                 |                                  |                                 |                                 |                                 |                                 |  |  |                                   |                             |
| Expected Liability Variance         | \$20,202,000                    | \$21,438,300<br>6.12%            | \$20,685,300<br>2.99%           | \$21,174,150<br>4.81%           | \$20,765,050<br>2.79%           | \$20,651,000<br>2.12%           | \$20,995,800<br>3.83%                    | \$20,552,100<br>1.73%                    | \$20,690,100<br>2.12%             | \$0<br>-100.00%             |
| Maximum Liability Variance          | \$23,793,180                    | \$25,214,580<br>5.97%            | \$24,358,200<br>2.37%           | \$24,943,200<br>4.83%           | \$24,460,200<br>2.80%           | \$24,277,920<br>2.04%           | \$24,715,680<br>3.88%                    | \$24,291,900<br>2.10%                    | \$24,385,500<br>2.49%             | \$0<br>-100%                |
| Ranking                             |                                 | 2                                | 2                               | 3                               | 3                               | 3                               | 4  | 1  | 1                                 |                             |
| Fixed Cost + Claims                 |                                 | 2                                | 2                               | 3                               | 3                               | 3                               | 1  | 2  | 2                                 |                             |
| Total Ranking                       |                                 | 2                                | 2                               | 3                               | 3                               | 3                               | 2.5                                      | 1.5                                      | 1.5                               |                             |
| Total Cost Difference from Top Rank |                                 | \$493,800                        | \$557,700                       | \$557,700                       | \$557,700                       | \$557,700                       | \$330,180                                | \$330,180                                | \$0                               |                             |
| % of Total Maximum Cost             |                                 | 2.02%                            | 2.29%                           | 2.29%                           | 2.29%                           | 2.29%                           | 1.35%                                    | 1.35%                                    | 0.00%                             |                             |

# In-Network Only

[Current Plans – A, B, C]

# Lamar Consolidated Independent School District



## Best and Final Review of Responses to Request for Proposal #04-2013 Basis - "In-Network Only" Comparison of Current Benefit Offering - Plan A, B, C [D]

|                                     | Enrollment<br>2500 | Current<br>UHC | Choice+ In-Only<br>UHC | Choice+DIP<br>In-Only<br>UHC | Select POS<br>In-Only<br>Actna | Select POS<br>In-Only<br>Actna | Full Blue Choice<br>In-Only<br>Blue Cross | Full Blue Choice<br>In-Only<br>Blue Cross | Full OAP<br>In-Only<br>CIGNA | Full OAP<br>In-Only<br>CIGNA |
|-------------------------------------|--------------------|----------------|------------------------|------------------------------|--------------------------------|--------------------------------|---|---|------------------------------|------------------------------|
| <b>Medical/Fix Claims</b>           |                    |                |                        |                              |                                |                                |   |   |                              |                              |
| Expected                            | \$598.53           | \$629.38       | \$595.22               | \$581.53                     | \$594.00                       | \$605.88                       | \$601.74                                  | \$613.78                                  | \$642.21                     | \$644.88                     |
| Maximum (120%)                      | \$718.24           | \$755.26       | \$714.26               | \$697.83                     | \$712.80                       | \$727.06                       | \$722.09                                  | \$736.54                                  | \$730.58                     | \$733.62                     |
| Basis                               | Paid/12            | Paid/12        | Paid/12                | Paid/12                      | 15/12                          | 18/12                          | 15/12                                     | 18/12                                     | 15/12                        | 18/12                        |
| Expected Variance                   | \$17,855,000       | \$18,881,400   | \$17,855,600           | \$17,445,900                 | \$17,820,000                   | \$18,176,500                   | \$18,052,200                              | \$18,413,400                              | \$19,266,250                 | \$19,346,500                 |
|                                     | 5.15%              | 5.15%          | -0.6%                  | -2.8%                        | -0.7%                          | 1.2%                           | 0.5%                                      | 2.5%                                      | 7.3%                         | 7.7%                         |
| Maximum Variance                    | \$21,547,080       | \$22,657,680   | \$21,427,920           | \$20,994,900                 | \$21,384,000                   | \$21,811,800                   | \$21,662,640                              | \$22,056,080                              | \$21,917,400                 | \$22,006,600                 |
|                                     | 5.15%              | 5.15%          | -0.55%                 | -2.84%                       | -0.7%                          | 1.23%                          | 0.54%                                     | 2.55%                                     | 7.3%                         | 7.74%                        |
| <b>Fixed Costs</b>                  |                    |                |                        |                              |                                |                                |   |   |                              |                              |
| Administration                      | \$28.89            | \$28.89        | \$28.89                | \$28.89                      | \$32.12                        | \$32.12                        | \$37.22                                   | \$37.22                                   | \$17.03                      | \$17.03                      |
| ISL Stop-Loss Level                 | \$235,000          | \$235,000      | \$235,000              | \$235,000                    | \$250,000                      | \$250,000                      | \$235,000                                 | \$235,000                                 | \$235,000                    | \$235,000                    |
| ISL Rate                            | \$42.75            | \$52.75        | \$45.00                | \$45.00                      | \$44.90                        | \$46.22                        | \$38.53                                   | \$38.53                                   | \$37.18                      | \$37.18                      |
| ISL Basis                           | Paid               | Paid           | Paid                   | Paid                         | 15/12                          | 18/12                          | 15/12                                     | 18/12                                     | 24/12                        | 15/12                        |
| ASK Rate                            | \$3.23             | \$3.59         | \$3.39                 | \$3.31                       | Incl in ISL                    | Incl in ISL                    | \$4.13                                    | \$4.13                                    | \$3.78                       | \$3.78                       |
| ASK Basis                           | Paid               | Paid           | Paid                   | Paid                         | 15/12                          | 18/12                          | 15/12                                     | 18/12                                     | 15/12                        | 18/12                        |
| Total Fixed Annualized Variance     | \$74.87            | \$85.23        | \$77.28                | \$77.20                      | \$77.02                        | \$78.34                        | \$79.88                                   | \$79.88                                   | \$57.99                      | \$57.99                      |
|                                     | \$2,246,100        | \$2,556,900    | \$2,318,400            | \$2,316,000                  | \$2,310,600                    | \$2,350,200                    | \$2,396,400                               | \$2,396,400                               | \$1,739,700                  | \$1,739,700                  |
|                                     | 13.94%             | 13.94%         | 3.22%                  | 3.11%                        | 2.87%                          | 4.63%                          | 6.69%                                     | 6.69%                                     | -22.55%                      | -22.55%                      |
| <b>Form/Fixed Claims</b>            |                    |                |                        |                              |                                |                                |   |   |                              |                              |
| Expected Variance                   | \$20,202,000       | \$21,438,300   | \$20,175,000           | \$19,761,900                 | \$20,130,600                   | \$20,526,700                   | \$20,448,600                              | \$20,809,800                              | \$21,005,950                 | \$21,066,200                 |
| Maximum Liability                   | \$23,793,180       | \$25,214,580   | \$23,746,320           | \$23,250,900                 | \$23,694,600                   | \$24,162,000                   | \$24,059,040                              | \$24,492,480                              | \$23,657,100                 | \$23,748,300                 |
| Minimum Liability Variance          |                    |                | -0.20%                 | -2.28%                       | -0.41%                         | 1.55%                          | 1.12%                                     | 2.94%                                     | 4.48%                        | 4.89%                        |
| Ranking                             |                    |                | 2                      |                              | 3                              |                                |   | 4   | 1                            |                              |
| Fixed Cost Claims                   |                    |                | 1                      |                              | 2                              |                                |   | 4   | 3                            |                              |
| Total Ranking Fixed Cost + Claims   |                    |                | 1.5                    |                              | 2.5                            |                                |   | 4   | 2                            |                              |
| Total Cost Difference from Top Rank |                    | \$0            |                        |                              | \$415,680                      |                                |   | \$746,160                                 | \$1,980                      |                              |
| % of Total Maximum Cost             |                    | 0.00%          |                        |                              | 1.75%                          |                                |   | 3.14%                                     | 0.01%                        |                              |

# In-Network Only/Quality Physicians

[Current Plans – A, B, C]

# Lamar Consolidated Independent School District



## Best and Final Review of Responses to Request for Proposal #04-2013 Basis - "In-Network Only - Quality Physician" Comparison of Current Benefit Offering - Plan A, B, C [D]

|  | Enrollment   | Current UHC  | 2500         | Choice+ In Only UHC | Choice+ In Only UHC | Choice+ In Only UHC | Select POS w/ Aetna Aetna | Select POS w/ Aetna Aetna | Local Plus In Only CIGNA | Local Plus In Only CIGNA | Local Plus In Only CIGNA |          |
|--|--------------|--------------|--------------|---------------------|---------------------|---------------------|---------------------------|---------------------------|--------------------------|--------------------------|--------------------------|----------|
| <b>Medical/Rx Claims</b>                   |              |              |              |                     |                     |                     |                           |                           |                          |                          |                          |          |
| Expected                                   | \$598.53     | \$629.38     | \$581.59     | \$596.22            | \$596.22            | \$608.14            | \$607.93                  | \$607.93                  | \$610.47                 | \$610.47                 | \$610.47                 | \$0.00   |
| Maximum (120%) Basis                       | \$718.24     | \$755.26     | \$697.83     | \$715.46            | \$715.46            | \$729.77            | \$691.58                  | \$691.58                  | \$684.46                 | \$684.46                 | \$684.46                 | \$0.00   |
|  | Paid/12      | Paid/12      | Paid/12      | Paid/12             | Paid/12             | 18/12               | 15/12                     | 15/12                     | 18/12                    | 18/12                    | 18/12                    | \$0.00   |
| Expected Variance                          | \$17,955,900 | \$18,881,400 | \$17,445,900 | \$17,856,500        | \$17,856,500        | \$18,244,250        | \$18,238,000              | \$18,238,000              | \$18,314,000             | \$18,314,000             | \$18,314,000             | \$0      |
|  | 5.2%         | 5.2%         | -2.8%        | -0.39%              | -0.39%              | 1.61%               | 1.57%                     | 1.57%                     | 1.99%                    | 1.99%                    | 1.99%                    | -100.00% |
| Maximum Variance                           | \$21,547,080 | \$22,657,680 | \$20,934,900 | \$21,463,800        | \$21,463,800        | \$21,893,100        | \$20,747,400              | \$20,747,400              | \$20,833,800             | \$20,833,800             | \$20,833,800             | \$0      |
|  | 5.15%        | 5.15%        | -2.84%       | -0.39%              | -0.39%              | 1.61%               | 1.57%                     | 1.57%                     | 1.99%                    | 1.99%                    | 1.99%                    | -100.00% |
| <b>Fixed Costs</b>                         |              |              |              |                     |                     |                     |                           |                           |                          |                          |                          |          |
| Administration                             | \$28.89      | \$28.89      | \$28.89      | \$28.89             | \$28.89             | \$33.08             | \$16.31                   | \$16.31                   | \$16.31                  | \$16.31                  | \$16.31                  | \$0.00   |
| ISL Stop-Loss Level                        | \$235,000    | \$235,000    | \$235,000    | \$235,000           | \$235,000           | \$250,000           | \$235,000                 | \$235,000                 | \$235,000                | \$235,000                | \$235,000                | \$0.00   |
| ISL Rate                                   | \$42.75      | \$45.00      | \$45.00      | \$45.00             | \$45.00             | \$47.65             | \$37.18                   | \$37.18                   | \$37.18                  | \$37.18                  | \$37.18                  | \$0.00   |
| ISL Basis                                  | Paid         | Paid         | Paid         | Paid                | Paid                | 18/12               | 24/12                     | 24/12                     | 24/12                    | 24/12                    | 24/12                    | \$0.00   |
| ASL Rate                                   | \$3.23       | \$3.59       | \$3.51       | \$3.39              | \$3.39              | Incl in ISL         | \$3.78                    | \$3.78                    | \$3.78                   | \$3.78                   | \$3.78                   | \$0.00   |
| ASL Basis                                  | Paid         | Paid         | Paid         | Paid                | Paid                | 18/12               | 15/12                     | 15/12                     | 18/12                    | 18/12                    | 18/12                    | \$0.00   |
| Total Fixed Annualized Variance            | \$74.87      | \$85.23      | \$77.20      | \$77.28             | \$77.28             | \$82.13             | \$57.27                   | \$57.27                   | \$57.27                  | \$57.27                  | \$57.27                  | \$0.00   |
|  | \$2,246,100  | \$2,556,900  | \$2,316,000  | \$2,318,400         | \$2,318,400         | \$2,463,900         | \$1,718,100               | \$1,718,100               | \$1,718,100              | \$1,718,100              | \$1,718,100              | \$0      |
|  | 13.84%       | 13.84%       | 3.11%        | 3.22%               | 3.22%               | 9.70%               | -23.51%                   | -23.51%                   | -23.51%                  | -23.51%                  | -23.51%                  | -100.00% |
| <b>Total Fixed + Claims</b>                |              |              |              |                     |                     |                     |                           |                           |                          |                          |                          |          |
| Expected Variance                          | \$20,202,000 | \$21,438,300 | \$19,761,900 | \$20,308,400        | \$20,308,400        | \$20,708,150        | \$19,956,100              | \$19,956,100              | \$20,032,100             | \$20,032,100             | \$20,032,100             | \$0      |
| Maximum Liability Variance                 | \$23,795,180 | \$25,214,580 | \$23,250,900 | \$23,865,700        | \$23,865,700        | \$24,357,000        | \$22,465,800              | \$22,465,800              | \$22,551,900             | \$22,551,900             | \$22,551,900             | \$0      |
|  | 5.97%        | 5.97%        | -2.28%       | 0.39%               | 0.39%               | 2.37%               | -0.80%                    | -0.80%                    | -0.41%                   | -0.41%                   | -0.41%                   | \$0      |
| <b>Ranking</b>                             |              |              |              |                     |                     |                     |                           |                           |                          |                          |                          |          |
| Fixed Cost                                 |              |              | 2            |                     |                     | 3                   |                           |                           |                          |                          |                          | \$0      |
| Claims                                     |              |              | 2            |                     |                     | 3                   |                           |                           |                          |                          |                          | \$0      |
| <b>Total Ranking</b>                       |              |              | 2            |                     |                     | 3                   |                           |                           |                          |                          |                          | \$0      |
| Fixed Cost + Claims                        |              |              |              |                     |                     |                     |                           |                           |                          |                          |                          | \$0      |
| <b>Total Cost Difference from Top Rank</b> |              |              |              |                     |                     |                     |                           |                           |                          |                          |                          | \$0      |
| % of Total Maximum Cost                    |              |              |              |                     |                     |                     |                           |                           |                          |                          |                          | -100.00% |
|  |              |              |              |                     |                     |                     |                           |                           |                          |                          |                          | -100.00% |

**CONSIDER APPROVAL OF A TWO-YEAR AGREEMENT FOR EXPERIENCED  
AFTER-SCHOOL PROGRAM PROVIDERS**

**RECOMMENDATION:**

That the Board of Trustees approve a two-year agreement with \_\_\_\_\_ (the Provider) to provide a high quality, after-school program on every District campus for the 2013-14 and 2015-16 school years.

**IMPACT/RATIONALE:**

After-school, on-campus childcare has been provided as an option for elementary students since 1998. A pilot program was conducted at four campuses over the 2012-13 school year to determine the feasibility of a district-operated program. Based upon the results of this pilot and negotiations with community-based providers, it has been determined that a quality program can be achieved using community providers that guarantees the District a predictable revenue stream with significantly lower risk.

After considerable analysis and negotiation with the Provider, it is believed that a two-year, District/Provider partnership is beneficial in the following ways:

- Campus staff, childcare providers, parents, and students can develop strong, long-term relationships that foster improved services that ultimately result in helping children to achieve at higher levels,
- Childcare staff can assure parents that they will be available on a continuing basis, thereby allowing parents to plan for their child's ongoing care,
- A stable contract allows the Provider to invest in staff training activities and materials that result in improved program quality,
- Retention of quality childcare staff due to the assurance of continuing employment based on quality performance,
- The Provider is paying a reasonable fee for use of District facilities, and
- The District is guaranteed an agreed-upon amount of revenue for each of the two years as established in the contract.

**PROGRAM DESCRIPTION:**

The contract period will commence on August 26, 2013 and end on the last day of school in 2016. Building use fees are based on an estimated enrollment and tuition amount per student agreed upon in negotiations, both of which will be re-evaluated at the end of the first year based on contract terms. Also, a customer service survey will be distributed to parents, the Provider, and District staff at the end of the first year to assess the effectiveness of the program. Survey results will be published and used to improve the quality of the program and overall customer satisfaction.

Submitted by: Laura Lyons, Executive Director of Elementary Education  
Jill Ludwig, Chief Financial Officer

Recommended for approval:

*Thomas Randle*

Dr. Thomas Randle  
Superintendent



**LAMAR CONSOLIDATED INDEPENDENT SCHOOL DISTRICT**

**Two Year Agreement  
for  
Use of Lamar C.I.S.D. Facilities to Operate After-School Programs**

This Agreement made and entered into this \_\_\_\_\_ day of \_\_\_\_\_, 2013, by and between \_\_\_\_\_ (hereinafter called the Provider) and Lamar Consolidated Independent School District (hereafter called LCISD).

**Witnesseth**

**WHEREAS, LCISD owns and has under its jurisdiction certain schools and educational facilities that may be utilized after normal school hours for quality after-school programs,**

**and**

**WHEREAS, there is an interest to provide an after-school program in each elementary school where there is a need and request for this service,**

**and**

**WHEREAS, the Provider has agreed to operate an after-school program and the LCISD Board of Trustees has approved the after-school program, establishing that the Provider is not an agent of the District and cannot represent or bind the district in any third party agreement,**

**and**

**NOW, THEREFORE, in consideration of the mutual covenants contained herein, and other good and valuable consideration, the receipt of which is hereby acknowledged, the parties to this Agreement, agree as follows:**

**I. LCISD shall:**

- a. Designate available space (accessible to restrooms) in twenty-one (21) elementary facilities, on a fee basis, for the purpose of serving students in an after-school program. Although every attempt will be made to assure that the designated space is provided consistently, changes may occur when school-wide events may necessitate the use of Provider areas. Provider will be notified 48 hours in advance if changes need to be made, and an alternative area will be provided by the campus administrator. LCISD Board Policy: GKD (Local) will govern the use of the facilities.
- b. Provide designated area for storage within the school within close proximity of the areas used by the after-school program.
- c. Designate outside playground space for use by the after-school program participants. Playground areas are available for Provider use, but must be shared with other students and community residents.
- d. LCISD designated district-level administrator will give prompt notice of any unexpected school closures to the Provider.
- e. Provide information regarding the District's Emergency Operations Plan and that of the campus; include Provider in any campus-based meetings regarding procedures in the event of an emergency or crisis.
- f. Administer an annual evaluation to assess the quality of services and customer satisfaction.
- g. Further, Lamar C.I.S.D. is not responsible for supervising the after-school program, discipline, safety procedures, personnel requirements, responding to questions from parents or any other matter

concerning the operation of the after-school program, such being the sole responsibility of the Provider.

**II. Provider shall:**

- a. Provide a high quality after-school program, as defined:
  - i. Licensed by the Texas Department of Family Protective Services (TDFPS), Childcare Licensing Division
  - ii. Meet or exceed the TDFPS *Minimum Standards for School-Age and Before or After-school Programs* relating to Personnel, Ratios and Group Sizes, Activities and Equipment, Discipline and Guidance, Fieldtrips, Nutrition and Food Services, Health Practices, Safety Practices, Facilities, Play Space and Equipment, Fire Safety and Emergencies, and Transportation.
  - iii. The Provider shall be responsible for all licensing requirements, and shall be responsible for compliance with all state and federal regulations affecting the operation of said after-school program. LCISD shall not be responsible for licensing or compliance with state and federal regulations affecting the after-school program, this being the sole responsibility of the Provider.
  - iv. Operate after-school programs in facilities designated in Appendix A, and provide consistent days and hours of operation (Monday through Friday from school dismissal until 6:30 pm) in coordination with LCISD's school calendar.
  - v. Provide Early Release and Full Day services on Staff Development Days and some Holidays. In the event of an unanticipated school closure during the school day, the Provider shall ensure staff remains at the campus until all participating students are picked up.
  - vi. Offer students age-appropriate, TEKS-based curriculum.
  - vii. Provide homework assistance for participating students.
  - viii. Attend District-offered training or meetings focused on the Emergency Operation Plan.
- b. Provide the following to the designated LCISD district-level administrator, on an annual basis or as needed:
  - i. Copy of TDFPS Childcare Licensing Permit.
  - ii. Copies of all TDFPS Childcare Licensing reviews and updates.
  - iii. Copy of operating procedure manual personnel requirements, discipline policies, safety procedures, and all other program-related policies.
  - iv. Copy of operating calendar. Changes must be submitted to participating parents, LCISD campus contact, and the designated district-level administrator a minimum of 30 days in advance.
  - v. List of participating students (including updates) on a quarterly basis.
  - vi. List of after-school staff, including updates as they occur.
  - vii. Prompt communication of any new programming, procedure changes, or any other changes that may occur while this Agreement is in effect.
  - viii. Communication(s) sent to parents/guardians and campus administration.
  - ix. Produce and disseminate program and registration information to parents and school community.
- c. Provider agrees to indemnify and hold LCISD harmless from and against any and all losses, claims, demands, liabilities, suits or actions--including all reasonable expenses and attorney fees, for injuries or loss caused by or resulting from the acts or omissions of the Provider's or its

- employees, sub-contractors, or agents. This indemnity does not alter or waive tort immunity.
- d. Further, the Provider agrees to procure and keep in force, for the entire time this agreement is in effect, insurance coverage for general liability in the amount of not less than \$1,000,000 and include LCISD as an additional insured during said duration.
  - e. The Provider agrees that all facilities and properties shall be used in compliance with all federal, state, and local laws, and in accordance with all regulations of LCISD Administration. LCISD Administrative Regulations may be viewed on the District website. Facilities and District equipment will be cared for properly and cleaned up after use.
  - f. Other responsibilities of the Provider:
    - 1) Arrange for installation and access to a phone line.
    - 2) Provide all materials, supplies, toys, equipment, and mobile storage for the operation of the after-school program.
    - 3) Have access to substitutes when needed for both front line and supervisory staff.
    - 4) Have verification that should the Provider transport participating students on field trips or to supplementary classes, the Provider will assume all responsibility for transporting including liability.
    - 5) Agree to encourage low-income families to access after-school programming by advertising financial assistance programs or acceptance of third party payments.
  - g. Building Use Fee
    - 1) For Year 1 of the two-year contract period, the Provider will pay the District a building use fee of \$47 per child per month, for a period of nine (9) months per school year, guaranteeing an agreed-upon enrollment of \_\_\_ students, regardless of actual enrollment or attendance. Each campus program will operate in accordance with the maximum capacity stated on the TDFPS Childcare Licensing Permit. Provider will pay the District \$\_\_\_\_\_ for each month of the school year. Payments are due by the 1<sup>st</sup> of each month, beginning September 1, 2013, with the last payment due on May 1, 2014. Guaranteed per capita fee and enrollment will be re-evaluated by mutual agreement of the parties for Year 2, and contract shall be modified if necessary.
  - h. Reimbursement for Damages
    - 1) The Provider shall be responsible to reimburse the District for any damages beyond normal wear and tear that their program incurs while using the District's facilities.

**III. The terms of this Agreement shall be from \_\_\_\_\_ and terminate on the last day of school \_\_\_\_\_ as determined by the LCISD school calendar.**

**IV. This Agreement may only be modified or amended by mutual consent of the parties and in writing.**

**V. It is mutually agreed that either the Provider or LCISD shall have the right and privilege of terminating this Agreement for breach or for any reason upon forty- five (45) days written notice to the other party.**

**VI. This agreement cannot be transferred to another party.**

**VII. LCISD reserves the right to review the performance of the Provider at all times. A customer**

service survey will be conducted annually.

IN WITNESS WHEREOF, this agreement has been executed on behalf of the parties hereto as follows, to-wit:

BY: \_\_\_\_\_  
Superintendent

Executed this \_\_\_\_\_ day of \_\_\_\_\_, 20\_\_

State of Texas  
County of \_\_\_\_\_

BEFORE ME, THE UNDERSIGNED AUTHORITY, ON THIS DAY PERSONALLY APPEARED \_\_\_\_\_ AND ACKNOWLEDGED TO ME THAT THEY EXECUTED THE SAME FOR THE PROPOSED AND CONSIDERATIONS THEREIN EXPRESSED.

GIVEN UNDER MY HAND and seal of office this the \_\_\_\_ day of \_\_\_\_\_, 20\_\_.

\_\_\_\_\_  
Notary Public, State of Texas  
My Commission expires: \_\_\_\_\_

BY: \_\_\_\_\_  
Provider

Executed this \_\_\_\_\_ day of \_\_\_\_\_, 20\_\_

State of Texas  
County of \_\_\_\_\_

BEFORE ME, THE UNDERSIGNED AUTHORITY, ON THIS DAY PERSONALLY APPEARED \_\_\_\_\_ AND ACKNOWLEDGED TO ME THAT THEY EXECUTED THE SAME FOR THE PROPOSED AND CONSIDERATIONS THEREIN EXPRESSED.

GIVEN UNDER MY HAND and seal of office this the \_\_\_\_ day of \_\_\_\_\_, 20\_\_.

\_\_\_\_\_  
Notary Public, State of Texas  
My Commission expires: \_\_\_\_\_

## APPENDIX A (21 campus model)

- Adolphus
- Austin
- Beasley
- Bowie
- Campbell
- Dickinson
- Frost
- Hubenak
- Huggins
- Hutchison
- Jackson
- Long
- McNeill
- Meyer
- Pink
- Ray
- Smith
- Thomas
- Travis
- Velasquez
- Williams

**CONSIDER APPROVAL OF CONTRACTED SERVICES  
FOR KRONOS PROJECT MANAGEMENT AND IMPLEMENTATION SUPPORT**

**RECOMMENDATION:**

That the Board of Trustees approve a change order to Davidson Services for additional project management and support services relating to the KRONOS timekeeping system implementation, and authorize the superintendent to amend the contract for services.

**IMPACT/RATIONALE:**

Davidson Services is currently providing project management and implementation services for the Kronos timekeeping system. The majority of the implementation and testing of the timekeeping system is complete, and the initial rollout to all staff has begun. Additional services are required for project management, support in fine-tuning the rollout and to develop specific reporting functionality, and post-implementation support. The estimated cost of these services is \$47,160. Funds from the Technology portion of the 2006 Bond referendum are available for these services.

**PROGRAM DESCRIPTION:**

Davidson Services would perform the following tasks:

- Project tracking and reporting, and budget and payment management;
- Provide continued support in the assessment, design and testing of interfaces between timekeeping, business, and substitute tracking systems after the initial rollout;
- Support and oversee the testing and deployment portions of the project, including the completion of the phased rollout of the system to all staff; and
- Assist in developing the internal structure to support the system once fully rolled out.

Submitted By:        Jill Ludwig, Chief Financial Officer  
                              David Jacobson, Chief Technology Information Officer

Recommended for approval:

*Thomas Randle*

Dr. Thomas Randle  
Superintendent

| Task  | Estimated Hours | Comments  |
|---|-----------------|---|
| <b>ROLLOUT SUPPORT</b>  | <b>60</b>       |   |
| Build Timeline and Plan for Remaining Groups  | 4               |   |
| Project Status Meetings to Monitor Progress   | 40              | 2 Hours/Week - Starting 4/22/13 through 9/30/13 |
| Update Status of Current Issues/Transition to LCISD for Follow Up                       | 16              |   |
|   |                 |   |
| <b>PERSON IMPORT/PAYROLL EXPORT</b>   | <b>96</b>       |   |
| Coordinate Changes to Interim Payroll Export and Document Process                       | 10              |   |
| Communicate Payroll Export Changes to Kronos and Coordinate Development                 | 10              |   |
| Coordinate Test of Kronos Updated Export  | 10              |   |
| Work with LCISD (HR or Payroll Person) on Person Import Errors and How to Resolve       | 2               |   |
| Provide Support in Resolving Rollout Related Issues Specific to Imports/Exports         | 64              | 4 Hours/Week - Starting 4/22/13 through 9/30/13 |
|   |                 |   |
| <b>SUBFINDER INTERFACE</b>  | <b>24</b>       |   |
| Test Current Interface and Identify Issues/Changes                                      | 16              |   |
| Document Process  | 4               |   |
| Communicate/Coordinate Changes to Kronos if Needed                                      | 4               |   |
|   |                 |   |
| <b>ACCRUALS</b>   | <b>28</b>       |   |
| Creating Updated Accrual Balance File   | 4               |   |
| Import Balances and Coordinate LCISD Record Validation                                  | 4               |   |
| Research/Configure Accrual Pools to Accommodate Sick Bank Processing in Kronos          | 16              |   |
| Test/Document Process   | 4               |   |
|   |                 |   |
| <b>APPROVALS</b>  | <b>18</b>       |   |
| Document Time Approval Process for Managers   | 4               |   |
| Research/Configure/Document Approval of OT (to ensure Export receives only Approved OT) | 10              |   |
| Document/Test Leave Requests for Remaining Groups (this really is being done right now) | 4               |   |
|   |                 |   |
| <b>LEAVE CASES</b>  | <b>36</b>       |   |
| Research/Document Leave Case Processing   | 12              |   |
| Conduct Testing of Current Setup/Make Changes as Needed                                 | 4               |   |
| Work with Cheryl Koteris to Implement the Function/Monitor Progress                     | 20              |   |
|   |                 |   |
| <b>TOTAL</b>  | <b>262</b>      | <b>\$47,160</b>                                 |

**CONSIDER APPROVAL OF VENDOR FOR  
DATABASE CONVERSION SOFTWARE**

**RECOMMENDATION:**

That the Board of Trustees consider approval of BravePoint's proposal for Pro2SQL software to be used with the new Skyward Student Management System (SMS) database in the amount of \$29,056.50 to include software license and professional services.

**IMPACT/RATIONALE:**

Pro2SQL is a solution that provides easy replication from a Progress database, such as the Skyward database, into a separate database. This allows access to mission-critical data from Skyward quickly and easily without disruption to normal business operations or risk to the stability of the live Skyward database. The net result is much safer, easier, and more reliable sharing of data between Skyward and other systems, such as Munis and Kronos.

**PROGRAM DESCRIPTION:**

This software is part of the Skyward implementation process. Funds dedicated to the SMS project in the 2011 bond will be used to pay for this software. BravePoint is a sole-source provider of this software.

Submitted by: David Jacobson, Chief Technology Information Officer

Recommended for approval:



Dr. Thomas Randle  
Superintendent



March 19, 2013

**Lamar Consolidated School District**

David Eakin  
3911 Ave I  
Rosenberg, TX 77471

Greetings David

Please consider this letter an official notification that BravePoint Inc., a corporation operating in the state of Georgia, USA, is the sole creator and owner of the Pro2 suite of products. These products include Pro2Oracle, Pro2SQL and Pro2Pro.


BravePoint has been licensing and installing the Pro2 products since 2007. We currently have over 160 Pro2 customers and have over 500 instances of the product installed. We have installed our product not only in North America but also have international customers in Germany, France, Holland, Denmark and the U.K. just to name a few.

There are no authorized resellers or support agents. BravePoint is the only source for Pro2SQL.

Best Regards,

Sean Garguilo  
Vice-President of Sales  
BravePoint Inc.

5000 Peachtree Industrial Blvd.  
Suite 5000  
Norcross, GA 30093 USA  
(770) 449-9696  
(770) 449-9003 fax  
[www.bravepoint.com](http://www.bravepoint.com)



April 17, 2013

Re: Pro2SQL Quotation

**Lamar Consolidated School District**  
David Eakin  
3911 Ave I  
Rosenberg, TX 77471

Dear David:

BravePoint is pleased to quote the following for **Lamar Consolidated School District:**

| Item  | Qty      | Price                  | Extended           |
|---|----------|------------------------|--------------------|
| Pro2SQL Product License per server                            | 1        | \$17,500               | \$17,500           |
| Annual Maintenance (18% of List)                              | 1        | \$3,150                | \$3,150            |
| <b>One time Educational Discount off of maintenance</b>       |          |                        | <b>(\$1,500)</b>   |
| Estimated Installation (per hour), listed 5 days              | 40 hours | <del>\$225</del> \$200 | \$8,000            |
| Progress OE10 Microsoft SQL Enterprise DataServer* (estimate) | 5        | \$410                  | \$2,050            |
| <b>Discount on DataServer licenses 25%</b>                    |          |                        | <b>(\$512.50)</b>  |
| Maintenance for above item (18%) (estimate)                   | 5        | \$73.80                | \$369              |
| Discount on   |          |                        |                    |
| <b>Total - includes estimate of 5 days implementation</b>     |          |                        | <b>\$29,056.50</b> |

**Installation and configuration**

A consulting engagement is required for installation, configuration, and knowledge transfer related to Pro2SQL. Implementation is estimated at five (5) days, depending on how many tables are replicated, this could be shorter or longer. Attached is a Letter of Engagement that outlines the terms and conditions of this engagement. **\*Skyward will provide the Progress OE Client Networking and AppServer licenses.**

**Conclusion**

To accept this quote, please fax a signed copy of this document to 678-827-0716 along with your Purchase Order in the amount of \$29,056.50, if applicable. **This quote is valid until May 17, 2013.**

Signature \_\_\_\_\_ Date \_\_\_\_\_  
**Lamar Consolidated School District**

### Lamar Consolidated School District

David Eakin  
3911 Ave I  
Rosenberg, TX 77471

Re: Letter of Engagement

Dear David,

Thank you for your decision to engage BravePoint as your service provider. Listed below is a description of the services BravePoint will provide, the Consultant(s) performing the services, the service period, rates, and expense reimbursement information.

#### I. Services to be performed:

- A. BravePoint will perform the following Services for **Lamar Consolidated School District**:

**Provide Installation, configuration and support of Pro2SQL as directed by client, as mutually scheduled.**

- B. The Services listed in Section 1 above will be performed by the following employee(s) or independent contractor(s) of BravePoint:

**BravePoint Senior Consultant including, Terry Mays, Greg White, James Willis**


- C. BravePoint will commence performing installation Services for Client on or about **5/8/13**. BravePoint expects the performance of these Services to be completed by **6/30/13**. This agreement shall be become effective upon the date of execution and remain in effect for additional work requested by client through December 15, 2014. ***Dates to be mutually scheduled by both parties.***

#### II. Fees and Expenses:

- A. Hourly Rates:

|           |                     |          |
|-----------|---------------------|----------|
| Standard: | <del>\$225.00</del> | \$200.00 |
| Overtime: | \$325.00            |          |

- B. Client will reimburse BravePoint for actual reasonable travel and living expenses, if applicable.



For purposes of this Letter of Engagement, the “Standard Hourly Rate” shall be the rate specified above, which will be paid for all hours worked by any employee or independent contractor providing Services on behalf of BravePoint to Client on any Monday through Friday from 8:00am - 5:00pm in the time zone where the consultant is located. The “Overtime Hourly Rate” shall be the rate specified above that will be paid for all hours worked by any employee or independent contractor providing Services on behalf of BravePoint to Client after 5:00pm and before 8:00am in the time zone where the consultant is located and on any Saturday, Sunday, or legal holiday.

BravePoint will bill on a weekly basis with terms Net 15 based on a Client approved timesheet. Unless the Client rejects the timesheet within five business days after receiving it, BravePoint and the Client agree that the Client has accepted the timesheet as correct. Either party may terminate BravePoint’s services by giving the other party 30 days notice. The Client agrees not to hire any of BravePoint’s Consultants for one year after services have ended. BravePoint agrees to keep the Client’s confidential information confidential.

To accept this Letter of Engagement and the terms specified above, please fax a signed copy of this document to 678-827-0716. **This agreement must be executed by May 17, 2013.**

**BravePoint, Inc.**  
 5000 Peachtree Industrial Blvd.  
 Suite 100  
 Norcross, Georgia 30071

**Lamar Consolidated School District**  
 3911 Ave I  
 Rosenberg, TX 77471

By: \_\_\_\_\_

By: \_\_\_\_\_

Name: Sean Garguilo

Name: \_\_\_\_\_

Title: VP of Sales

Title: \_\_\_\_\_

Date: \_\_\_\_\_

Date: \_\_\_\_\_

Job Number: \_\_\_\_\_

Division: \_\_\_\_\_

Attn: Cathy Potter

Email: deakin@lcisd.org



**CONSIDER APPROVAL OF STUDENT TRIP REQUESTS**

**RECOMMENDATION:**

That the Board of Trustees approve out-of-state travel for Foster High, Lamar Consolidated High, and George Ranch High schools speech and debate to attend the 2013 National Forensic League Tournament June 16-22, 2013 in Birmingham, Alabama.

**IMPACT/ RATIONALE:**

The FHS, LCHS, and GRHS speech and debate teams request permission to travel to Birmingham, Alabama, from June 16-22, 2013, by airplane. The approximate cost for each student and sponsor/chaperone is \$1,216.54, for a grand total of \$13,382. The cost includes meals, airfare, hotel, tournament registration, and ground transportation. District funds will be used to cover the costs as in past years.

**BACKGROUND INFORMATION:**

Seven students have qualified to attend. Students from FHS: Meredith Hopkins, Donovan Lemaster, and David Eisenberg. Students from LCHS: Drew Huegel and Jonathan Kumar. Students from GRHS: Sarah May and Cooper Schultz.

Submitted by: Ramiro Estrada, Director of Fine Arts  
Dr. Walter Bevers, Executive Director, Secondary Education

Recommended for approval:



Dr. Thomas Randle  
Superintendent

**INFORMATION ITEM: 2012-2013 SUMMER SCHOOL**

Each summer, Lamar CISD provides identified students with opportunities to attend a summer academic program.

Elementary Summer School students, pre-kindergarten, kindergarten, fifth, and eighth grade who qualify, will receive instruction designed to improve Reading/ Language Arts and Math proficiency. Bilingual/ESL students advancing from pre-kindergarten to kindergarten and from kindergarten to first grade will be offered a program to address the affective, linguistic, and cognitive needs of English Language Learners and provide additional time for language acquisition. Students in fifth and eighth grade who qualify will participate in a program consisting of intensive reading/language arts and math instruction. Students in fifth and eighth grade who did not meet Level II standards on the Reading and/or Math STAAR test will receive intensive accelerated reading and/or math instruction. Bilingual and ESL pre-kindergarten and kindergarten students will develop language enrichment skills.

Credit Recovery for students in grades 9-12, along with a selected number of courses offered for initial credit will be provided. Students needing to recover credits in the four core curriculum, or those who wish to work toward initial credit in Government and Economics, Health, Professional Communications, and Math Models and Applications.

Special Education students who meet eligibility criteria at grade level will be included in the programs described above. Special Education students who are expected to regress over the summer months will be provided extended school year (ESY) specified on an individual basis by the ARD/IEP Committee.

Funding for Summer School will come from a variety of sources including State Compensatory Education (SCE), Student Success Initiative (SSI), Local Budget, Bilingual/ESL, and Special Education.

Resource Persons: Laura Lyons, Executive Director of Elementary Education  
Dr. Walter Bevers, Executive Director of Secondary Education

## 2012-2013 ELEMENTARY EXTENDED YEAR INFORMATION

**PURPOSE** To provide supplemental academic support to Bilingual and ESL students in grades PK and K and to 5<sup>th</sup> grade students that have not passed the second administration of the Reading and/or Math STAAR test.

**LOCATION** Hutchison Elementary

**LENGTH** 18 regular instruction days (Mon – Fri) (PK&K) 13 instruction days for 5<sup>th</sup> Grade  
First day-Monday, June 10, 2013 – Last day-Wednesday, July 3, 2013 (PK & K)  
First day-Monday, June 10, 2013-Last day-Wednesday, June 26, 2013 (5<sup>th</sup> Gr)

**Registration: April 15, 2013 – May 7, 2013**

**SCHEDULE** Student Schedule: 7:45 a.m. – 2:30 p.m.

Teacher schedule: 7:15 – 2:45 will include duty as assigned by principal

**PERSONNEL** Teachers will be assigned as registration indicates, at an average ratio of 16:1 students per class. Additional staff includes: administrator, parent educators, secretary, data clerk, nurse, social worker. Prior to school, teachers will have staff development and preparation time.

**COURSE** Program will consist of language development and content enrichment activities for Bilingual and ESL Pre-Kindergarten and Kindergarten students. Intensive literacy and vocabulary instruction will be incorporated into lessons and experiences students will be provided each day. For students that failed either the 5<sup>th</sup> Grade STAAR Reading and/or Math tests will be provided with intensive instruction based on the results of their second administration in order to prepare them for the third administration of the test on June 25 and June 26.

**PROMOTION STANDARD** Attendance at summer school does not guarantee promotion to the next grade. Promotion from 5<sup>th</sup> to 6<sup>th</sup> grade will be based on state requirements to pass the third administration of the Reading and/or Math tests.

**TUITION PER COURSE** None

**TRANSPORTATION** From home campus to summer school and from summer school to home campus

**PROGRAM EVALUATION** Success of extended year will be assessed per guidelines to determine program effectiveness.

**STAFF**

|                    |                  |
|--------------------|------------------|
| Classroom Teachers | 1 Nurse          |
| 1 Administrator    | 1 Social Worker  |
| 1 Secretary        | Special Ed Staff |
| 1 Data Clerk       |                  |

**FUNDING SOURCE** State Compensatory Education Funds/Local Budget, B/ESL

February 25, 2013



## **JUNIOR HIGH SCHOOL**

### **2013 STUDENT SUCCESS INITIATIVE**

|                               |  |
|-------------------------------|--|
| <b>PURPOSE</b>                | To provide a quality program of instruction to students in grades eight who did not meet the STAAR requirements.   |
| <b>LOCATION</b>               | Lamar Jr. High   |
| <b>DATES &amp; TIMES</b>      | <b>8<sup>th</sup> Grade SSI</b><br>June 10 – June 26, 2013<br>Monday-Friday<br><br>Classes will be held from 8:00 a.m. to 12:30 p.m.   |
| <b>REGISTRATION</b>           | May 1 – June 6, 2013<br>Student will be pre-registered by counselor. Parent will receive a pre-registration form if student is required to attend program.   |
| <b>TUITION<br/>PER COURSE</b> | In-District (LCISD): None  |
| <b>COURSES</b>                | Eighth grade Student Success Initiative (SSI) students will receive targeted intensive instruction in reading, math, or both as appropriate.   |
| <b>TRANSPORTATION</b>         | Transportation will be provided from designated locations within the school district's boundaries.   |
| <b>PROGRAM<br/>EVALUATION</b> | Student progress will be measured, per State Compensatory Education (SCE) guidelines, to determine effectiveness. Credit and/or promotion will be determined by the home-campus administrator based on records of attendance and progress made available by the summer school staff. |
| <b>PERSONNEL</b>              | Teachers will be assigned as registration needs indicate. Additional days may be added to individual's work assignments as needed to provide a quality program for the students of Lamar CISD.   |
| <b>FUNDING<br/>RESOURCE</b>   | State Compensatory Education Funds//Local Budget/SSI grant   |



**LAMAR CISD**  
**2013 HIGH SCHOOL SUMMER SCHOOL PROGRAM**

|                 |
|-----------------|
| DRAFT<br>4-4-13 |
|-----------------|

**June 12, 2013 – July 5, 2013 (Monday-Friday); Holiday: July 4, 2013**  
**Location: Lamar Consolidated High School, 4606 Mustang Avenue, Rosenberg, Texas 77471**

| <b>REGISTRATION</b>  | <b>SCHEDULE</b>  |
|--|--|
| <p>Pre-Registration at Home School: May 1 – May 31<br/>8:00 am – 12:00 pm &amp; 1:00 pm – 3:00 pm</p> <p><b>Late Registration at Lamar Consolidated High School:</b><br/>           Friday, June 7<sup>th</sup>: 8:00 am – 12:00 pm &amp; 1:00 pm – 5:00 pm<br/>           Saturday, June 8<sup>th</sup>: 8:00 am – 12:00 pm</p> <p><b><u>No Registration accepted after NOON on June 8 – No Exceptions!</u></b></p>   | <p><i>Breakfast will be available for purchase before Session A<br/>           Price of meal: \$1.10 (Reduced .30 cents or free for students who qualify for free/reduced meals)</i></p> <p style="text-align: center;"><b>Session A</b><br/> <b>8:15 am - 11:45 am</b><br/> <i>Snacks will be available for purchase during a break in Session A.</i></p> <p style="text-align: center;"><b>Lunch</b><br/> <b>11:45 am - 12:15 pm</b><br/> <i>Price of meal: \$1.80 (Reduced .40 cents or free for students who qualify for free/reduced meals)</i></p> <p style="text-align: center;"><b>Session B</b><br/> <b>12:15 pm - 3:45 pm</b><br/> <i>Snacks will be available for purchase during a break in Session B.</i></p> |
| <b>TUITION</b>   | <b>TRANSPORTATION</b>  |
| <p><b>In-District – <u>Credit Restoration</u>: \$250.00 per session</b><br/> <i>Students who qualify for Free/Reduced lunch: \$150.00 per session</i></p> <p><b>In-District – <u>Initial Credit</u>: \$250.00 per session</b></p> <p><b>In-District – <u>MMA &amp; Alg. I</u>: \$25.00 per session</b></p> <p><b>Out-of-District: \$300.00 per session</b></p> <p><b><u>Tuition must be paid in full at time of registration.</u></b><br/> <b><u>No partial payments accepted.</u></b></p> | <p>Transportation will be provided to and from school from designated locations within the school district's Boundaries. Contact your school for locations. The bus will arrive at school at 7:45 a.m. and depart at 3:45 p.m.</p>   |
| <b>COURSE OFFERINGS</b>  |  |
| <p>Below is a list of courses offered during Summer School. <b>Courses marked with an asterisk (*) are available for initial credit as well as credit restoration.</b> In order for a class to make, at least 18 students must enroll. Priority will be given to courses for students in grades 11 and 12.</p>   |  |
| <p><b><u>Regular Classroom Instructional Setting Courses</u></b></p> <p style="padding-left: 40px;">English I-III (a) &amp; (b)<br/>           Algebra I (a) &amp; (b)<br/>           *Math Models (a) &amp; (b)<br/>           *Government<br/>           *Economics<br/>             *Health<br/>             *Speech<br/>             *Art</p>  | <p><b><u>Computer Lab Setting Courses</u></b></p> <p style="padding-left: 40px;">English IV (a) &amp; (b) – Seniors only<br/>           World Geography (a) &amp; (b)<br/>           World History (a) &amp; (b)<br/>           U.S. History (a) &amp; (b)<br/>           Int. Phys &amp; Chem. (a) &amp; (b)<br/>           Biology I (a) &amp; (b)<br/>           Chemistry I (a) &amp; (b)<br/>           Algebra II (a) &amp; (b)<br/>           Geometry (a) &amp; (b)</p>  |

*Dress for the summer is the same as the regular school year; there are no exceptions. Any student who disrupts the learning environment during summer school will be dropped from the program, and all paid fees will be forfeited. Because of the short session, it is imperative that students attend every day of their session(s). Students must be present for more than 90% of the time. **If your child is absent more than one day, he/she will be removed from the program without a refund of tuition, and no credit will be given.***

**STUDENT EVALUATION**

All students will be given weekly grades according to their academic progress for each course. In addition, students must attend 90% of the session days.

**PROGRAM EVALUATION**

Student progress will be measured, per State Compensatory Education (SCE) guidelines, to determine effectiveness.

**PERSONNEL**

Teachers will be assigned as registration needs indicate. Additional days may be added to individual's work assignments as needed to provide a quality program for the students of Lamar CISD. Teachers will have an additional day for staff development, preparation, and student evaluation.

**FUNDING RESOURCE**

Tuition/Local Budget/State Comp. Ed.

**INFORMATION ITEM: TAX COLLECTION REPORT  
(AS OF MARCH 31, 2013)**

- Exhibit "A" gives the LCISD collections made during the month of March 31, 2013.
- Exhibit "B" gives the total LCISD collections made this school year from September 1, 2012 through August 31, 2013.
- Exhibit "C" shows the LCISD collections made month-by-month of the 2012-13 roll as compared to prior years. Through March 31, 2013, Lamar had collected 96.8% of the 2012-13 roll.
- Exhibit "D" shows the total collections made as compared to the amount that was budgeted for 2012-2013.
- Exhibit "E" shows the LCISD tax collection analysis for the last six years.

Resource Person: Jill Ludwig, Chief Financial Officer

**Lamar Consolidated ISD  
Tax Collections  
March 2013**

Exhibit A

| Year          | Taxes Paid             | Penalty & Interest   | Collection Fees     | Total Payments         | General Fund Taxes Paid | General Fund P & I & Collection Fees | Debt Service Taxes Paid | Debt Service P & I & Collection Fees |
|---------------|------------------------|----------------------|---------------------|------------------------|-------------------------|--------------------------------------|-------------------------|--------------------------------------|
| 12            | \$ 1,779,124.54        | \$ 129,069.75        | \$ 12,537.99        | \$ 1,920,732.28        | \$ 1,331,159.57         | \$ 109,109.34                        | \$ 447,964.97           | \$ 32,498.40                         |
| 11            | \$ 53,162.41           | \$ 11,698.57         | \$ 11,208.23        | \$ 76,069.21           | \$ 39,011.71            | \$ 19,792.92                         | \$ 14,150.70            | \$ 3,113.88                          |
| 10            | \$ 31,725.30           | \$ 6,061.48          | \$ 3,919.73         | \$ 41,706.51           | \$ 23,715.81            | \$ 8,450.87                          | \$ 8,009.49             | \$ 1,530.34                          |
| 09            | \$ 5,977.35            | \$ 3,586.00          | \$ 1,798.92         | \$ 11,362.27           | \$ 4,735.99             | \$ 4,631.90                          | \$ 1,241.36             | \$ 753.02                            |
| 08            | \$ 6,237.39            | \$ 1,155.32          | \$ 590.58           | \$ 7,983.29            | \$ 4,924.67             | \$ 1,511.63                          | \$ 1,312.72             | \$ 234.27                            |
| 07            | \$ 7,018.35            | \$ 881.07            | \$ 354.26           | \$ 8,253.68            | \$ 5,422.09             | \$ 1,042.83                          | \$ 1,596.26             | \$ 192.50                            |
| 06            | \$ 2,934.38            | \$ 1,570.38          | \$ 676.88           | \$ 5,181.64            | \$ 2,521.95             | \$ 2,026.59                          | \$ 412.43               | \$ 220.67                            |
| 05            | \$ 1,902.59            | \$ 1,209.92          | \$ 231.76           | \$ 3,344.27            | \$ 1,674.17             | \$ 1,294.01                          | \$ 228.42               | \$ 147.67                            |
| 04            | \$ 581.73              | \$ 635.38            | \$ 234.14           | \$ 1,451.25            | \$ 511.94               | \$ 793.27                            | \$ 69.79                | \$ 76.25                             |
| 03            | \$ 313.38              | \$ 369.81            | \$ 104.65           | \$ 787.84              | \$ 281.17               | \$ 436.40                            | \$ 32.21                | \$ 38.06                             |
| 02            | \$ 4.38                | \$ -                 | \$ -                | \$ 4.38                | \$ 3.94                 | \$ -                                 | \$ 0.44                 | \$ -                                 |
| 01            | \$ 290.54              | \$ 407.01            | \$ 104.05           | \$ 801.60              | \$ 261.82               | \$ 470.84                            | \$ 28.72                | \$ 40.22                             |
| 00            | \$ 356.00              | \$ 525.62            | \$ 124.77           | \$ 1,006.39            | \$ 316.91               | \$ 592.69                            | \$ 39.09                | \$ 57.70                             |
| 99            | \$ 254.92              | \$ 422.09            | \$ 101.45           | \$ 778.46              | \$ 230.35               | \$ 482.86                            | \$ 24.57                | \$ 40.68                             |
| 96            | \$ 104.40              | \$ 201.87            | \$ 41.96            | \$ 348.23              | \$ 94.78                | \$ 225.24                            | \$ 9.62                 | \$ 18.59                             |
| 95            | \$ 3.35                | \$ 7.30              | \$ 1.60             | \$ 12.25               | \$ 3.17                 | \$ 8.51                              | \$ 0.18                 | \$ 0.39                              |
| 94            | \$ 0.92                | \$ 2.11              | \$ 0.45             | \$ 3.48                | \$ 0.87                 | \$ 2.45                              | \$ 0.05                 | \$ 0.11                              |
| 92            | \$ 31.92               | \$ 81.08             | \$ 16.95            | \$ 129.95              | \$ 31.92                | \$ 98.03                             | \$ -                    | \$ -                                 |
| 91            | \$ 29.05               | \$ 77.01             | \$ 15.91            | \$ 121.97              | \$ 28.26                | \$ 90.83                             | \$ 0.79                 | \$ 2.09                              |
| <b>Totals</b> | <b>\$ 1,890,052.90</b> | <b>\$ 157,961.77</b> | <b>\$ 32,064.28</b> | <b>\$ 2,080,078.95</b> | <b>\$ 1,414,931.09</b>  | <b>\$ 151,061.21</b>                 | <b>\$ 475,121.81</b>    | <b>\$ 38,964.84</b>                  |

**Lamar Consolidated ISD  
Tax Collections  
September 1, 2012-August 31, 2013  
(Year-To-Date)**

Exhibit B

| Year          | Original<br>Tax         | Adjustments           | Adjusted<br>Tax         | Taxes<br>Paid           | Penalty &<br>Interest | Collection<br>Fees  | Total<br>Payments       | Total Taxes<br>3-31-13 |
|---------------|-------------------------|-----------------------|-------------------------|-------------------------|-----------------------|---------------------|-------------------------|------------------------|
| 12            | \$ 136,145,655.46       | \$ 5,681,078.05       | \$ 141,826,733.51       | \$ 137,282,422.49       | \$ 249,325.91         | \$ 21,596.93        | \$ 137,553,345.33       | \$ 4,544,311.02        |
| 11            | \$ 1,526,426.10         | \$ (90,946.15)        | \$ 1,435,479.95         | \$ 625,634.99           | \$ 156,321.90         | \$ 171,099.33       | \$ 953,056.22           | \$ 809,844.96          |
| 10            | \$ 712,478.78           | \$ (14,476.71)        | \$ 698,002.07           | \$ 197,573.63           | \$ 68,488.72          | \$ 49,608.60        | \$ 315,670.95           | \$ 500,428.44          |
| 09            | \$ 531,424.87           | \$ (20,853.11)        | \$ 510,571.76           | \$ 125,737.97           | \$ 59,989.11          | \$ 33,805.91        | \$ 219,532.99           | \$ 384,833.79          |
| 08            | \$ 360,340.24           | \$ 21,963.38          | \$ 382,303.62           | \$ 82,084.99            | \$ 34,184.97          | \$ 16,340.86        | \$ 132,610.82           | \$ 300,218.63          |
| 07            | \$ 287,280.27           | \$ 16,390.70          | \$ 303,670.97           | \$ 31,981.38            | \$ 7,859.27           | \$ 3,650.81         | \$ 43,491.46            | \$ 271,689.59          |
| 06            | \$ 222,534.53           | \$ 3,643.74           | \$ 226,178.27           | \$ 22,689.25            | \$ 8,409.37           | \$ 2,750.08         | \$ 33,848.70            | \$ 203,489.02          |
| 05            | \$ 216,529.51           | \$ 277.81             | \$ 216,807.32           | \$ 13,745.83            | \$ 7,379.15           | \$ 1,938.77         | \$ 23,063.75            | \$ 203,061.49          |
| 04            | \$ 134,192.21           | \$ (602.62)           | \$ 133,589.59           | \$ 9,122.47             | \$ 5,209.36           | \$ 1,353.27         | \$ 15,685.10            | \$ 124,467.12          |
| 03            | \$ 121,282.11           | \$ (47,872.98)        | \$ 73,409.13            | \$ 6,046.17             | \$ 4,843.12           | \$ 889.45           | \$ 11,778.74            | \$ 67,362.96           |
| 02            | \$ 106,981.89           | \$ (51,515.49)        | \$ 55,466.40            | \$ 5,574.08             | \$ 4,911.49           | \$ 773.95           | \$ 11,259.52            | \$ 49,892.32           |
| 01            | \$ 83,228.49            | \$ (34,498.69)        | \$ 48,729.80            | \$ 4,633.53             | \$ 5,252.33           | \$ 827.53           | \$ 10,713.39            | \$ 44,096.27           |
| 00            | \$ 71,500.23            | \$ (28,977.87)        | \$ 42,522.36            | \$ 4,750.47             | \$ 5,970.20           | \$ 969.43           | \$ 11,690.10            | \$ 37,771.89           |
| 99            | \$ 68,463.25            | \$ (24,532.15)        | \$ 43,931.10            | \$ 4,077.99             | \$ 5,354.08           | \$ 758.75           | \$ 10,190.82            | \$ 39,853.11           |
| 98            | \$ 58,230.23            | \$ (23,242.21)        | \$ 34,988.02            | \$ 3,768.34             | \$ 5,201.19           | \$ 663.63           | \$ 9,633.16             | \$ 31,219.68           |
| 97            | \$ 52,779.15            | \$ (21,658.61)        | \$ 31,120.54            | \$ 4,220.25             | \$ 6,411.88           | \$ 887.39           | \$ 11,519.52            | \$ 26,900.29           |
| 96            | \$ 50,566.35            | \$ (19,463.02)        | \$ 31,103.33            | \$ 2,524.90             | \$ 4,154.01           | \$ 619.49           | \$ 7,298.40             | \$ 28,578.43           |
| 95            | \$ 39,898.13            | \$ (10,245.88)        | \$ 29,652.25            | \$ 1,454.17             | \$ 2,997.84           | \$ 653.93           | \$ 5,105.94             | \$ 28,198.08           |
| 94            | \$ 31,443.94            | \$ (8,361.70)         | \$ 23,082.24            | \$ 1,273.31             | \$ 2,808.68           | \$ 612.09           | \$ 4,694.08             | \$ 21,808.93           |
| 93            | \$ 29,766.02            | \$ (14,592.16)        | \$ 15,173.86            | \$ 1,467.34             | \$ 3,400.52           | \$ 730.21           | \$ 5,598.07             | \$ 13,706.52           |
| 92            | \$ 27,735.63            | \$ (15,533.01)        | \$ 12,202.62            | \$ 1,639.04             | \$ 4,001.62           | \$ 843.19           | \$ 6,483.85             | \$ 10,563.58           |
| 91 & prior    | \$ 30,008.31            | \$ (3,205.99)         | \$ 26,802.32            | \$ 1,998.50             | \$ 5,342.41           | \$ 1,090.54         | \$ 8,431.45             | \$ 24,803.82           |
| <b>Totals</b> | <b>\$140,908,745.70</b> | <b>\$5,292,775.33</b> | <b>\$146,201,521.03</b> | <b>\$138,434,421.09</b> | <b>\$657,817.13</b>   | <b>\$312,464.14</b> | <b>\$139,404,702.36</b> | <b>\$7,767,099.94</b>  |

**LAMAR CONSOLIDATED INDEPENDENT SCHOOL DISTRICT  
TAX COLLECTION ANALYSIS  
PERCENT Y-T-D BY MONTH  
FOR CURRENT LEVY ONLY**

| <b>MONTH</b> | <b>2012-13</b> | <b>2011-12</b> | <b>2010-11</b> | <b>2009-10</b> | <b>2008-09</b> | <b>2007-08</b> | <b>2006-07</b> | <b>2005-06</b> | <b>2004-05</b> | <b>2003-04</b> | <b>2002-03</b> |
|--------------|----------------|----------------|----------------|----------------|----------------|----------------|----------------|----------------|----------------|----------------|----------------|
| <b>SEPT</b>  | 0.0%           | 0.0%           | 0.0%           | 0.0%           | 0.0%           | 0.0%           | 0.0%           | 0.0%           | 0.0%           | 0.0%           | 0.0%           |
| <b>OCT</b>   | 0.0%           | 0.0%           | 0.0%           | 0.0%           | 0.0%           | 0.0%           | 0.0%           | 0.0%           | 0.0%           | 0.01%          | 0.0%           |
| <b>NOV</b>   | 1.9%           | 2.6%           | 3.9%           | 1.9%           | 1.7%           | 2.8%           | 2.1%           | 1.0%           | 3.3%           | 4.0%           | 3.2%           |
| <b>DEC</b>   | 33.1%          | 30.2%          | 33.3%          | 25.9%          | 35.4%          | 31.9%          | 29.7%          | 32.7%          | 16.8%          | 20.7%          | 16.9%          |
| <b>JAN</b>   | 82.9%          | 82.3%          | 84.1%          | 80.7%          | 80.4%          | 59.6%          | 76.4%          | 73.6%          | 74.9%          | 69.0%          | 62.6%          |
| <b>FEB</b>   | 95.5%          | 94.8%          | 94.3%          | 93.3%          | 92.8%          | 93.5%          | 93.3%          | 92.5%          | 92.3%          | 92.4%          | 91.7%          |
| <b>MAR</b>   | 96.8%          | 96.4%          | 96.1%          | 95.0%          | 94.8%          | 95.1%          | 94.7%          | 94.3%          | 93.8%          | 94.0%          | 93.1%          |
| <b>APR</b>   |                | 97.1%          | 96.9%          | 96.0%          | 95.6%          | 95.9%          | 95.8%          | 95.2%          | 94.8%          | 94.9%          | 94.8%          |
| <b>MAY</b>   |                | 97.9%          | 97.6%          | 96.5%          | 96.4%          | 96.7%          | 96.5%          | 96.1%          | 95.5%          | 95.5%          | 95.5%          |
| <b>JUNE</b>  |                | 98.3%          | 98.2%          | 97.4%          | 97.2%          | 97.4%          | 97.3%          | 96.8%          | 96.4%          | 96.2%          | 96.3%          |
| <b>JULY</b>  |                | 98.7%          | 98.6%          | 98.0%          | 97.9%          | 98.0%          | 97.8%          | 97.4%          | 97.1%          | 97.0%          | 96.9%          |
| <b>AUG</b>   |                | 98.9%          | 98.8%          | 98.2%          | 98.2%          | 98.2%          | 98.2%          | 97.8%          | 97.5%          | 97.3%          | 97.3%          |

**LAMAR CONSOLIDATED INDEPENDENT SCHOOL DISTRICT  
2012-13 TAX COLLECTIONS  
AS OF MARCH 31, 2013**

| <b>TAX YEAR<br/>LCISD TAXES</b> | <b>SCHOOL YEAR</b> | <b>BUDGET<br/>AMOUNT</b> | <b>COLLECTIONS<br/>3-31-13</b> | <b>% OF BUDGET<br/>COLLECTED</b> |
|---------------------------------|--------------------|--------------------------|--------------------------------|----------------------------------|
| 2012                            | 2012-13            | \$139,195,507            | \$137,282,422                  | 98.63%                           |
| 2011 & Prior                    | 2011-12 & Prior    | \$2,300,000              | \$1,151,999                    | 50.09%                           |
|                                 |                    |                          |                                |                                  |
|                                 |                    |                          |                                |                                  |
| <b>TOTAL</b>                    |                    | <b>\$141,495,507</b>     | <b>\$138,434,421</b>           | <b>97.84%</b>                    |

**LAMAR CONSOLIDATED INDEPENDENT SCHOOL DISTRICT  
TAX COLLECTION REPORT  
AS OF MARCH 31, 2013**

Exhibit E

| <b>SCHOOL YEAR<br/>TAX YEAR</b>                     | <b>2007-08<br/>2007</b> | <b>2008-09<br/>2008</b> | <b>2009-10<br/>2009</b> | <b>2010-11<br/>2010</b> | <b>2011-12<br/>2011</b> | <b>2012-13<br/>2012</b> |
|---|-------------------------|-------------------------|-------------------------|-------------------------|-------------------------|-------------------------|
| <b>COLLECTION YEAR</b>                              |                         |                         |                         |                         |                         |                         |
| 1 Orig. Levy  | \$ 111,004,084          | \$ 126,505,684          | \$ 127,458,872          | 129,215,668             | 132,226,943             | 136,145,655             |
| 1 Collections                                       | \$ 108,651,032          | \$ 123,171,452          | \$ 128,154,416          | 132,086,020             | 136,117,707             | 137,282,422             |
| Adj. To Roll  | \$ (362,468)            | \$ (1,054,535)          | \$ 2,995,248            | 4,579,622               | 5,417,190               | 5,681,078               |
| 2 Collections                                       | \$ 1,347,912            | \$ 1,484,532            | \$ 1,349,141            | 1,050,557               | 625,635                 |                         |
| Adj. To Roll  | \$ 27,409               | \$ (65,264)             | \$ (117,676)            | 53,764                  | (90,946)                |                         |
| 3 Collections                                       | \$ 267,371              | \$ 248,471              | \$ 368,541              | 197,574                 |                         |                         |
| Adj. To Roll  | \$ 21,693               | \$ 96                   | \$ 67,079               | (14,477)                |                         |                         |
| 4 Collections                                       | \$ 136,983              | \$ 223,830              | 125,738                 |                         |                         |                         |
| Adj. To Roll  | \$ 54,869               | \$ 102,644              | (20,853)                |                         |                         |                         |
| 5 Collections                                       | \$ 170,751              | 82,085                  |                         |                         |                         |                         |
| Adj. To Roll  | \$ 115,743              | 21,963                  |                         |                         |                         |                         |
| 6 Collections                                       | \$ 31,981               |                         |                         |                         |                         |                         |
| Adj. To Roll  | \$ 16,391               |                         |                         |                         |                         |                         |
| <b>TOTAL:</b>                                       |                         |                         |                         |                         |                         |                         |
| <b>COLLECTIONS</b>                                  | \$ 110,606,030          | \$ 125,210,370          | \$ 129,997,836          | \$ 133,334,150          | \$ 136,743,342          | \$ 137,282,422          |
| <b>ADJUSTED TAX ROLL</b>                            | \$ 110,877,720          | \$ 125,510,588          | \$ 130,382,671          | \$ 133,834,577          | \$ 137,553,186          | \$ 141,826,734          |
| <b>BALANCE TO<br/>BE COLLECTED</b>                  | \$ 271,690              | \$ 300,218              | \$ 384,834              | \$ 500,427              | \$ 809,844              | \$ 4,544,311            |
| <b>ADJ. TAXABLE<br/>VALUE</b>                       | \$ 8,544,501,198        | \$ 9,672,144,877        | \$ 10,047,599,170       | \$ 9,807,964,328        | \$ 9,895,556,736        | \$ 10,202,995,109       |
| <b>TOTAL % COLLECTIONS<br/>AS OF MARCH 31, 2013</b> | 99.8%                   | 99.8%                   | 99.7%                   | 99.6%                   | 99.4%                   | 96.8%                   |
| <b>TAX RATE</b>                                     | \$ 1.29765              | \$ 1.29765              | \$ 1.29765              | 1.36455                 | 1.39005                 | 1.39005                 |

**INFORMATION ITEM: PAYMENTS FOR CONSTRUCTION PROJECTS**

Below is a list of invoices that have been approved for payment.

|  |                  |    |                     |
|--|------------------|----|---------------------|
| BLS Construction<br>(Ag Barn)                          | Application # 4  | \$ | <b>43,586.95</b>    |
| Drymalla Construction<br>(Adolphus Elem #22)           | Application # 11 | \$ | <b>1,294,078.60</b> |
| Drymalla Construction<br>(Polly Ryon Middle)           | Application # 11 | \$ | <b>1,185,594.30</b> |
| Engineered Air Balance<br>(Adolphus Elem #22)          | Application # 2  | \$ | <b>3,060.00</b>     |
| Engineered Air Balance<br>(Polly Ryon Middle)          | Application # 2  | \$ | <b>12,125.00</b>    |
| Fort Bend Herald<br>(Polly Ryon)                       | Application # 1  | \$ | <b>90.76</b>        |
| Gilbane<br>(2011 Bond Program)                         | Application # 11 | \$ | <b>148,036.00</b>   |
| Jerdon<br>(Transportation Satellite – Secondary Drive) | Application # 9  | \$ | <b>32,584.30</b>    |
| Kelly Kaluza & Assoc.<br>(Bowie Elementary)            | Application # 1  | \$ | <b>3,100.00</b>     |
| Kelly Kaluza & Assoc.<br>(George Jr. High)             | Application # 1  | \$ | <b>4,570.00</b>     |
| Kelly Kaluza & Assoc.<br>(Jackson Elementary)          | Application # 1  | \$ | <b>2,770.00</b>     |
| Kelly Kaluza & Assoc.<br>(Terry High)                  | Application # 1  | \$ | <b>2,150.00</b>     |
| Micro Integration & Programming Sol.<br>(Ag Barn)      | Application # 1  | \$ | <b>3,957.00</b>     |



|   |                  |    |                   |
|---|------------------|----|-------------------|
| PBK Architects<br>(Adolphus Elem #22 – Phase 2)           | Application # 11 | \$ | <b>11,163.50</b>  |
| PBK Architects<br>(George Ranch HS – Build Out)           | Application # 10 | \$ | <b>232.30</b>     |
| PBK Architects<br>(Natatorium #2)                         | Application # 3  | \$ | <b>142,500.00</b> |
| PBK Architects<br>(Polly Ryon Middle – Phase 2)           | Application # 11 | \$ | <b>18,509.00</b>  |
| PBK Architects<br>(Traylor Stadium)                       | Application # 3  | \$ | <b>18,000.00</b>  |
| PBK Architects<br>(Traylor Stadium Track & Turf)          | Application # 1  | \$ | <b>16,800.00</b>  |
| PBK Architects<br>(Traylor Stadium Track & Turf)          | Application # 2  | \$ | <b>11,163.69</b>  |
| Traffic Engineers, Inc.<br>(Polly Ryon Middle – Driveway) | Application # 3  | \$ | <b>2,500.00</b>   |

Resource person: Kevin McKeever, Administrator for Operations

**INFORMATION ITEM: REGION 4 – MAINTENANCE AND OPERATIONS**

This agenda item will be on the Board Agenda each month to provide updates on Region 4's progress with Maintenance and Operations. The following indicates action that has taken place since the last regular board meeting.

**Work Request Summary for March 2013:**

- The Department completed 1,086 requests with 77 new requests
- 45 were closed

**Maintenance:**

The Maintenance Department assisted by:

- Re-gluing a transition strip to the gym floor at Navarro Middle
- Repairing the gate around the A/C unit behind the portables at Bowie Elementary
- Repairing the benches in the front of Meyer Elementary
- Replacing two 2x4 diffusers upstairs at Brazos Crossing
- Replacing missing shingles on a portable at Travis Elementary
- Repairing a computer tray in the computer lab at Jackson Elementary
- Repairing the u-shaped legs on a table at Frost Elementary
- Changing the ice machine water filter at Seguin Early Childhood Center
- Removing the old cove base and installing new in the music area at Bowie Elementary
- Repainting the purple wall in the hallway at Bowie Elementary
- Repainting the yellow poles in the service yard at Hubenak Elementary
- Uncrating a Hobart blender and mixer and placing them on a counter in rooms 1503/1505 at George Ranch High
- Removing old floor tiles, prepping the floor, and installing new tiles in various areas at Travis Elementary
- Performing the annual parking lot light pole inspection at Foster High
- Washing down the walkways to the portables at Hutchinson Elementary
- Caulking exterior windows at Brazos Crossing
- Replacing corner trim on two windows in portables at McNeill Elementary
- Repairing and painting drywall at Austin Elementary
- Mounting an FDC sign at Austin Elementary
- Removing old shelving and installing new shelving in the kitchen area at Powell Point
- Re-nailing the corner strip on a teacher desk at Beasley Elementary
- Repainting the fire lane at Frost Elementary
- Repairing a kitchen boiler at Velasquez Elementary
- Replacing a water heater at Brazos Crossing
- Replacing light fixtures in the auditorium black box at Foster High
- Repairing several pole lights at Foster High

- Replacing a clock at Austin Elementary
- Resetting clocks at Reading Junior High
- Repairing a refrigerator in the lounge at Travis Elementary
- Repairing the fire alarm system at the Development Center
- Repairing the fire alarm system at Travis Elementary
- Repairing a window pane at Lamar High
- Replacing missing shingles on portables at Bowie Elementary
- Repainting the red poles in the service yard at Foster High
- Repairing the light fixtures in the gym at Terry High
- Mounting a bulletin board at George Ranch High
- Installing a key board tray and hanging three pictures at Brazos Crossing
- Repainting the yellow curb on both side of the driveway at Lamar High
- Repainting the yellow poles behind the Vocational Building at Lamar High
- Repainting the red poles by the Field House at Lamar High
- Repairing a hand rail by the gym at Jackson Elementary
- Covering a hole in the eve at Travis Elementary
- Repainting the blue triangles and circles on the track at Traylor Stadium
- Hanging three banners at Hutchinson Elementary
- Replacing ceiling tiles in the hallway at Austin Elementary
- Hanging a back drop on the stage at Thomas Elementary
- Exercising and lubing all district owned fire hydrants
- Unstopping the building sewer yard drain at Special Needs Center
- Replacing an electric hand dryer in the staff restroom at Smith Elementary
- Replacing an electric drinking fountain at Jane Long Elementary
- Repairing the intercom system at Velasquez Elementary
- Reprogramming the intercom system display clock at Wessendorff Middle
- Repairing a stove in the culinary arts kitchen at George Ranch High
- Repairing the fire alarm system at Lamar Junior High
- Replacing a fire alarm system smoke detector at Foster High
- Replacing a broken door glass at Jane Long Elementary
- Replacing missing shingles on portables at Hutchinson Elementary
- Cleaning the outside canopy lights at Reading Junior High
- Installing a new pencil sharpener in a classroom at Lamar Junior High
- Unclogging toilets in the boys restroom by the gym at McNeill Elementary
- Replacing a ballast in a portable at Campbell Elementary
- Cutting and replacing ceiling tiles at Campbell Elementary
- Changing lamps and ballasts at Campbell Elementary
- Preparing trailers for the parade for Terry High
- Repainting the exterior doors and frames in the service yard at Wertheimer Middle
- Changing a ballast in a classroom at Taylor Ray Elementary
- Moving 14 white boards at Hutchinson Elementary
- Assembling 26 book carts at Dickinson Elementary
- Assembling a new chair at Brazos Crossing

## **Custodial, Integrated Pest Control and Lawn Works:**

The Operations Department assisted by:

- Washing down the cafeteria tables, cleaning lights in the hallways and classrooms, extracting carpets in the office area and classrooms, and washing the entry/exit ways, removing spider webs from the high ceilings, cleaning the grout in the restrooms, replacing light bulbs, cleaning the dumpster area, and cleaning windows at all facilities district-wide
- Burnishing the following schools, Austin, Taylor Ray, Lamar Junior High, Huggins, Beasley, Velasquez, Thomas, Meyer, Jane Long, Seguin, Smith, ALC, Williams, Travis, Pink, Hutchison, Frost, Dickinson, Campbell, and Wessendorff Middle
- Delivering tables and chairs to room 106, delivering boxes of copy paper to the office area workroom, and delivering an ABC carpet at Seguin Early Childhood Center
- Cleaning vomit from room 116, adding copy paper in the work rooms, removing trash from the grounds area, and cleaning the cafeteria at Lamar Junior High
- Removing trash from the classrooms, opening up for a Pro Grad meeting, and removing chairs from the cafeteria for winter guard practice at Terry High
- Cleaning the front entrance and bus porch area, removing trash from the grounds area, and dumping the outside trashcans at Meyer Elementary
- Setting up aquatic pool in the cafeteria during lunches, removing a row of tables for Rangerette morning practice, and opening for the Fort Bend Symphony Orchestra at Terry High
- Opening Bowie Elementary for a PE program
- Cleaning the front office windows, helping students with recycling, moving boxes, cleaning carpet, delivering chairs, and restocking copy paper in office at Wessendorff Middle
- Removing recycling paper from office area, swept supply rooms in cafeteria and gym, set up 15 chairs in gym for the band, cleaned tables in library for staff party and replaced lights in office area at Frost Elementary
- Delivering boxes of paper, moving tables and chairs, removing bags of trash from science labs, and installing a new clock at Pink Elementary
- Sweeping the bus porch and all entrances, delivering two additional tables to the library for a staff meeting, removing trash from the grounds area, removing urine from kindergarten area boys restroom floor, removing vomit from kindergarten boys restroom floor, filling up and delivering coolers of ice to the GT room, and cleaning feces from floor in the kindergarten hallway at Travis Elementary
- Delivering tables and chairs for a luncheon at Campbell Elementary
- Cleaning vomit from various areas at Taylor Ray Elementary
- Cleaning a coke spill in the main hallway, cleaning blood from the gym floor, and helping in the cafeteria due to no monitor at Hubenak Elementary
- Removing trash from the grounds area, mopping up a flooded restroom, restocking the workroom, removing trash from the teacher lounge, and setting up for field trip at Wessendorff Middle
- Replacing lights in portables at Campbell Elementary

- Replacing paper towels in the restrooms, cleaning up feces in the bathrooms, unlocking a portable for a teacher, and cleaning ink from a stall at Travis Elementary
- Delivering boxes of copy paper to the office, moving 15 tricycles to storage, and restocking custodial rooms with supplies at Seguin Early Childhood
- Sweeping the bus ramp, cleaning the walls in the office restroom, and replacing lights at Velasquez Elementary
- Setting up tables in the gym foyer for Balfour Ring company, opening the library for a Rangerette meeting, and setting up tables and chairs for a basketball parade at Terry High
- Setting up for a Boy Scout pack meeting at Dickinson Elementary
- Setting up for a track meet at Terry High
- Setting up and working the parade for Terry High
- Setting up for the Fort Bend Storm Football game at Foster High football field
- Fertilizing all athletic fields
- Top dressing Briscoe Junior High football fields
- Mowing at the Foster High and George Ranch High Block
- Painting lines on athletic fields at all high schools
- Delivering tables to Navarro Middle
- Delivering chairs to Powell Point
- Setting up for track meets at all high schools
- Delivering tables to Navarro Middle
- Mowing at campuses district-wide
- Painting lines on fields for baseball, softball, and soccer
- Working on the water well at Briscoe Junior High
- Setting up for a track meet at Lamar High
- Moving tables to the Special Needs Center, Lamar High, and Foster High
- Completing the wasp control and continuing to monitor the situation at Beasley Elementary
- Providing ant control at Reading Junior High, George Ranch High, Wertheimer Middle, Foster High, Wessendorff Middle, Lamar Junior High, Lamar High, and Briscoe Junior High
- Providing wasp control at Bowie, Travis, Navarro Middle, and George Junior High
- Providing termite control at Frost and 1621 place
- Providing rodent control at all high schools
- Scheduling Gillen's Pest Control services at: Campbell, Dickinson, Brazos Crossing, Maintenance, George Junior High, Hutchison, Natatorium, ALC, Jackson, Pink, Seguin, Navarro Middle, Thomas, Taylor Ray, Travis, Williams and Velasquez

Resources: Kevin McKeever, Administrator of Operations  
 Aaron Morgan, Interim Director of Maintenance & Operations (Region 4)  
 Jeff Kimble, Assistant Director of Operations  
 James Carrillo, Assistant Director (Region 4)

**2006 Bond Program Projects**



**Transportation Satellite**

**Transportation Satellite Facility**

- Projected close out for the Satellite Transportation is May 2013.

**Transportation Satellite Secondary Drive**

- Environmental study continues, with an anticipated completion of April 15, 2013.

**2011 Bond Program Projects**



**Agricultural Barn Renovations**

**Agricultural Barn Renovations**

- Project is substantially complete.
- Contractor is working on punch list items.
- Anticipated closeout is May 2013.

**Baseball/Softball Complex**

- Coordination meeting was held April 09, 2013 with the District's Operations and Maintenance staff to review 95% drawings, MEP components and the overall layout.
- Construction plans will be available to General Contractors April 12, 2013 and bids will be received April 30, 2013.
- General Contractor will be recommended at May board meeting.

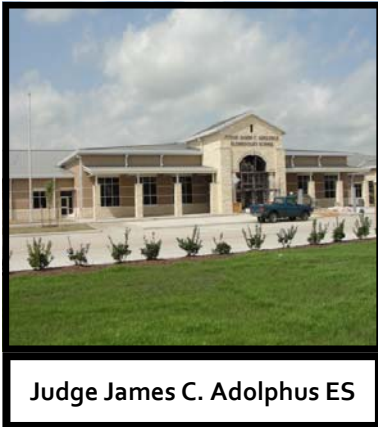


**GRHS Build-Out**


**George Ranch High School Build-Out**

- Project is complete.

### **Judge James C. Adolphus Elementary**



Judge James C. Adolphus ES



Judge James C. Adolphus ES

- Exterior brick and stone complete.
- Exterior windows and glass installation is complete.
- Aluminum canopies are installed.
- Drywall is complete.
- Painting in all areas is 85% complete.
- Vinyl wall covering installation has started.
- Ceiling grid is complete in all areas.
- Ceiling tile installation is ongoing.
- MDF and IDF cabling racks have been installed.
- Cabling for data and camera systems complete.
- AT&T has provided service into the building, phone lines are on order.
- Installation of door frames is complete in all areas.
- Interior and exterior doors have been installed.
- Exterior door locksets and cylinders have been installed.
- Basketball goals are installed.
- Installation of the corridor Terrazzo is complete.
- Ceramic tile installation in restrooms is complete.
- Carpet installation is 50% complete.
- Classroom and office casework is complete.
- Library casework is 90% complete.
- Ceiling light installation is 95% complete.
- MEP follow-up review of above ceiling systems is complete.
- Plumbing fixture installation is 90% complete.
- Kitchen cooler and freezer are installed.
- Kitchen quarry tile installation is complete.
- Toilet partition installation is complete.
- Ornamental fencing installation is 95% complete.
- Irrigation system installation is complete.
- Installation of trees and shrubs is complete.
- Final grading is complete.
- Installation of sod is on going.
- School name graphics have been placed on the building exterior.
- Boilers have been inspected by TDLR.

### **Miscellaneous Renovations to Terry HS, Lamar HS, George JHS, Jackson ES & Bowie ES**

- Design Development was approved by the LCISD board January 17, 2013.
- Bids from 7 general contractors were received on March 5, 2013.
- A preconstruction meeting was held on April 3, 2013.
- Notice to Proceed was given to Durotech on April 3, 2013.
- Locations for construction trailers are being finalized at Jackson ES and Terry HS.
- Final coordination meetings are being scheduled with each campus to discuss scheduling.


### **New Natatorium**

- Design Development was approved by the LCISD Board February 21, 2013.
- Design standards were discussed on March 12, 2013 with the District's staff, design team and the pool consultant.

### **Polly Ryon Middle School**



Polly Ryon Middle School



Polly Ryon Middle School

- Traffic signal bids were received March 26, 2013 and a contractor recommendation will be taken to the LCISD Board in April.
- Exterior limestone is complete.
- Windows and frames are complete.
- Cabling for data and camera systems is being installed in all areas.
- Sidewalks are 95% complete.
- Painting is ongoing in all areas.
- Cooler/freezer has been installed.
- Ceramic tile in restrooms is complete.
- Boilers have been inspected by TDLR.
- Casework installation is 95% complete.
- Interior doors are being installed, exterior doors are complete.
- Exterior cylinders are installed, interior hardware is ongoing in areas A&B.
- Plumbing fixtures have been installed.
- Trees have been planted.
- Irrigation piping is being installed.
- Solid sod is complete.
- Final grading is in progress in hydromulch areas.
- MDF and IDF cabling racks have been installed.
- Phonoscope has started the installation of fiber to the MDF.
- AT&T has provided service to the building, phone lines have been ordered.
- Quarry tile has been installed in the kitchen areas.
- School name has been installed on the building.
- Basketball goals have been installed.
- VCT installation in corridors and science labs is 85% complete.
- Carpet installation is ongoing in areas A&B.
- Toilet partitions are installed.
- Vinyl wall covering is being installed in Area B.
- Locker room epoxy flooring is complete.

### **Traylor Stadium Track & Turf**

- Field Turf has been selected as the General Contractor for this work.
- A pre-construction meeting will be held on April 11, 2013.
- Notice to Proceed will be issued to Field Turf on April 11, 2013.



## Bond Program Budget

| EXECUTIVE REPORT    |                      |                     |                     |                     |
|---------------------|----------------------|---------------------|---------------------|---------------------|
|                     | BUDGET               | COMMITTED           | UNCOMMITTED         | PAID                |
| NEW FACILITIES      | \$51,095,099         | \$28,212,297        | \$22,882,802        | \$21,209,821        |
| LAND                | \$2,700,000          | \$11,200            | \$2,688,800         | \$11,200            |
| TECHNOLOGY (CTE)    | \$21,168,000         | \$0.00              | \$21,168,000        | \$0.00              |
| TRANSPORTATION      | \$6,100,779          | \$4,149,050         | \$1,951,729         | \$0.00              |
| EXISTING FACILITIES | \$23,791,755         | \$3,618,789         | \$20,172,966        | \$2,388,794         |
| MISCELLANEOUS       | \$5,144,367          | \$0.00              | \$5,144,367         | \$0.00              |
| <b>TOTAL</b>        | <b>\$110,000,000</b> | <b>\$35,991,336</b> | <b>\$74,008,664</b> | <b>\$23,609,814</b> |

**INFORMATION ITEM: 2012 – 2013 HEART OF GIVING CAMPAIGN**

The Lamar Consolidated Independent School District (LCISD) staff participated in the Heart of Giving Campaign from February 13 – 27, 2013. The LCISD Heart of Giving Campaign, in the fifth year of the new format, gives staff members the choice of making their donation to any of the 50 agencies supported by Community Health Charities Texas, any of the more than 100 agencies supported by the United Way of Greater Houston or the Lamar Educational Awards Foundation.

Campaigners were selected for each campus/department to collect pledge cards and individual contributions. Our total donation for this year's campaign was \$37,404.55. This is an increase from the \$36,784.29 raised during the 2011 – 2012 campaign.


Congratulations to Barbara Johnson and the Brazos Crossing staff for leading the campaign totals with \$3,773.00. Michael Semmler and the Briscoe Jr. High School staff were second with \$2,767.00. Our campuses pledging more than \$2,000 were Meyer Elementary, Reading Jr. High, and Pink Elementary.

A special "thank you," again to Barbara Johnson in the Community Relations Department, for her hard work with this year's campaign and for reconciling all of the money envelopes.

In our current economic climate, we are extremely pleased with Lamar CISD's continued spirit of giving to our community. Our staff contributions have increased each year over the past four years.

The campaign results by campus/department are listed on the attached chart.

Resource Person: Mike Rockwood, Executive Director of Community Relations



## 2012 - 2013 Heart of Giving Campaign

| Campus/Dept.   | Community Health Charities | LEAF               | United Way of Greater Houston | 2012 - 2013 TOTALS | 2011 - 2012        |
|--|----------------------------|--------------------|-------------------------------|--------------------|--------------------|
| Brazos Crossing  | \$544.00                   | \$1,620.00         | \$1,609.00                    | \$3,773.00         | \$2,206.00         |
| Briscoe Jr. High   | \$1,360.00                 | \$379.00           | \$1,028.00                    | \$2,767.00         | \$3,087.00         |
| Meyer Elementary   | \$975.00                   | \$395.00           | \$1,145.00                    | \$2,515.00         | \$1,522.00         |
| Reading JH   | \$1,090.00                 | \$685.00           | \$475.00                      | \$2,250.00         | \$1,088.00         |
| Pink Elementary  | \$1,065.00                 | \$208.00           | \$973.00                      | \$2,246.00         | \$2,238.00         |
| George Jr High   | \$135.00                   | \$1,335.00         | \$455.00                      | \$1,925.00         | \$2,525.00         |
| Ray Elementary   | \$1,014.00                 | \$80.00            | \$590.00                      | \$1,684.00         | \$2,385.00         |
| Hubenak Elementary   | \$661.00                   | \$438.00           | \$478.00                      | \$1,577.00         | \$1,729.00         |
| McNeil Elementary  | \$645.00                   | \$525.00           | \$215.00                      | \$1,385.00         | \$1,932.00         |
| Hutchison Elementary   | \$656.00                   | \$360.00           | \$155.00                      | \$1,171.00         | \$1,235.29         |
| Campbell Elementary  | \$555.00                   | \$117.00           | \$490.00                      | \$1,162.00         | \$1,229.00         |
| Terry High   | \$395.00                   | \$520.00           | \$215.00                      | \$1,130.00         | \$717.00           |
| Foster High  | \$155.00                   | \$655.00           | \$190.00                      | \$1,000.00         | \$575.00           |
| Huggins Elementary   | \$388.00                   | \$424.00           | \$156.00                      | \$968.00           | \$573.00           |
| George Ranch HS  | \$411.00                   | \$250.00           | \$218.00                      | \$879.00           | \$1,551.00         |
| Velasquez Elementary   | \$295.00                   | \$312.55           | \$163.00                      | \$770.55           | \$901.00           |
| Travis Elementary  | \$259.00                   | \$268.00           | \$205.00                      | \$732.00           | \$630.00           |
| Bowie Elementary   | \$481.00                   | \$65.00            | \$178.00                      | \$724.00           | \$774.00           |
| Frost Elementary   | \$165.00                   | \$425.00           | \$130.00                      | \$720.00           | \$445.00           |
| Bealsey Elementary   | \$345.00                   | \$228.00           | \$90.00                       | \$663.00           | \$795.00           |
| Dickinson Elementary   | \$239.00                   | \$206.00           | \$215.00                      | \$660.00           | \$632.00           |
| Smith Elementary   | \$384.00                   | \$160.00           | \$95.00                       | \$639.00           | \$1,147.00         |
| Lamar Jr. High   | \$133.34                   | \$175.00           | \$321.66                      | \$630.00           | \$540.00           |
| Alternative Learning Center  | \$208.00                   | \$350.00           | \$65.00                       | \$623.00           | \$616.00           |
| Navarro Middle   | \$541.00                   | \$47.00            | \$1.00                        | \$589.00           | \$369.00           |
| Jackson Elementary   | \$358.00                   | \$130.00           | \$86.00                       | \$574.00           | \$592.00           |
| Wessendorff Middle   | \$437.00                   | \$66.00            | \$51.00                       | \$554.00           | \$503.00           |
| Williams Elementary  | \$60.00                    | \$445.00           | \$0.00                        | \$505.00           | \$225.00           |
| Seguin Elementary  | \$126.00                   | \$260.00           | \$100.00                      | \$486.00           | \$1,058.00         |
| Austin Elementary  | \$165.00                   | \$130.00           | \$100.00                      | \$395.00           | \$467.00           |
| Thomas Elementary  | \$85.00                    | \$289.00           | \$16.00                       | \$390.00           | \$327.00           |
| Wertheimer Middle  | \$91.00                    | \$163.00           | \$61.00                       | \$315.00           | \$394.00           |
| 1621, JDC, FBCAS   | \$77.00                    | \$10.00            | \$130.00                      | \$217.00           | \$118.00           |
| Transportation   | \$113.00                   | \$0.00             | \$67.00                       | \$180.00           | \$100.00           |
| Long Elementary  | \$85.00                    | \$49.00            | \$0.00                        | \$134.00           | \$384.00           |
| Community Center   | \$38.00                    | \$25.00            | \$49.00                       | \$112.00           | \$665.00           |
| Mgt./Warehouse/Maintenace and                                      | \$109.00                   | \$0.00             | \$0.00                        | \$109.00           | \$45.00            |
| Annex Building   | \$0.00                     | \$5.00             | \$96.00                       | \$101.00           | \$135.00           |
| Lamar High   | \$20.00                    | \$0.00             | \$35.00                       | \$55.00            | \$175.00           |
| Development Center (Graphic Arts and Technology, Safe & Drug Free) | \$20.00                    | \$0.00             | \$30.00                       | \$50.00            | \$80.00            |
| Natatorium / Athletics   | \$30.00                    | \$0.00             | \$15.00                       | \$45.00            | \$75.00            |
| <b>TOTAL</b>   | <b>\$14,913.34</b>         | <b>\$11,799.55</b> | <b>\$10,691.66</b>            | <b>\$37,404.55</b> | <b>\$36,784.29</b> |