

**LAMAR CISD BOARD OF TRUSTEES
SPECIAL BOARD MEETING
BRAZOS CROSSING ADMINISTRATION BUILDING
3911 AVENUE I, ROSENBERG, TEXAS
JANUARY 13, 2022
6:00 PM**

AGENDA

1. Call to order and establishment of a quorum
2. Public Comment: Agenda Items Only
3. **ACTION ITEMS**
 - A. **Goal: Planning**
 1. Discussion and possible approval of revised Master Plan Principles 3
 2. Discussion and possible approval of Phelan Elementary School zoning options 7
 3. Discussion and possible approval of Beasley Elementary School and Bowie Elementary School Attendance Boundary recommended change 19
4. **CLOSED SESSION**
 - A. Adjournment to closed session pursuant to Texas Government Code Sections 551.071, 551.072, 551.074, and 551.082, the Open Meetings Act, for the following purposes:
(Time _____)
 1. Section 551.074 - For the purpose of considering the appointment, employment, evaluation, reassignment, duties, discipline or dismissal of a public officer or employee or to hear complaints or charges against a public officer or employee.
 2. Section 551.072 - For the purpose of discussing the purchase, exchange, lease or value of real property
 - a. Land
 3. Section 551.071 - To meet with the District's attorney to discuss matters in which the duty of the attorney to the District under the Texas Disciplinary Rules of Professional Conduct of the State Bar of Texas clearly conflicts with the Open Meetings Act, including the grievance/complaint hearing.
 - a. Any item listed on the agenda
 - b. Discuss pending, threatened, or potential litigation, including school finance litigation

RECONVENE IN OPEN SESSION

Action on Closed Session Items

Future Agenda Items

Upcoming Meetings and Events

ADJOURNMENT: (Time _____)

If during the course of the meeting covered by this notice, the Board should determine that a closed session of the Board should be held or is required in relation to an item noticed in this meeting, then such closed session as authorized by Section 551.001 et seq. of the Texas Government Code (the Open Meetings Act) will be held by the Board at that date, hour or place given in this notice or as soon after the commencement of the meeting covered by this notice as the Board may conveniently meet in such closed session concerning any and all subjects and for any and all purposes permitted by Section 551.071-551.084, inclusive, of the Open Meetings Act, including, but not limited to:

Section 551.084 - For the purpose of excluding witness or witnesses from a hearing during examination of another witness.

Section 551.071 - For the purpose of a private consultation with the Board's attorney on any or all subjects or matters authorized by law.

Section 551.072 - For the purpose of discussing the purchase, exchange, lease or value of real property.

Section 551.073 - For the purpose of considering a negotiated contract for a prospective gift or donation.

Section 551.074 - For the purpose of considering the appointment, employment, evaluation, reassignment, duties, discipline or dismissal of a public officer or employee or to hear complaints or charges against a public officer or employee.

Section 551.082 - For the purpose of considering discipline of a public school child or children or to hear a complaint by an employee against another employee if the complaint or charge directly results in a need for a hearing.

Section 551.076 - To consider the deployment, or specific occasions for implementation, of security personnel or devices.

Section 551.083 - For the purpose of considering the standards, guidelines, terms or conditions the Board will follow, or instruct its representatives to follow, in consultation with representatives of employee groups in connection with consultation agreements provided for by Section 13.901 of the Texas Education Code.

Section 551.0821 – For the purpose of deliberating a matter regarding a public school student if personally identifiable information about the student will necessarily be revealed by the deliberation.

Should any final action, final decision or final vote be required in the opinion of the Board with regard to any matter considered in such closed session, then such final action, final decision or final vote shall be at either:

- a. the open meeting covered by this notice upon the reconvening of this public meeting, or
- b. at a subsequent public meeting of the Board upon notice thereof, as the Board may determine.

CERTIFICATE AS TO POSTING OR GIVING OF NOTICE

On this 10th day of January 2022 at 3:00 p.m., this notice was posted on a bulletin board located at a place convenient to the public in the central administrative offices of the Lamar Consolidated Independent School District, 3911 Avenue I, Rosenberg, Texas 77471, and in a place readily accessible to the general public at all times.

Karen Vacek
Secretary to Superintendent

UPDATED

DISCUSSION AND POSSIBLE APPROVAL OF REVISED MASTER PLAN PRINCIPLES

RECOMMENDATION:

That the Board of Trustees discuss and consider approval of Master Plan Principles.

IMPACT/RATIONALE:

The Board of Trustees will review the current LCISD Master Plan Principles which guide the planning and construction of new schools. The Board will examine and evaluate the need for adjustment of the principles.

Submitted by: Chris Juntti, Chief Operations Officer
Kevin McKeever, Executive Director of Facilities & Planning

**Master Plan Principles
Adopted by the Board May 15, 2003**

1. To maximize enrollment at all campuses:

- Elementary schools 750 maximum
- Middle schools (6) 750 maximum
- Junior high schools (7-8) 1400 maximum
- High schools 2000 maximum

2. To embrace the neighborhood school concept for all elementary students who reside in Lamar CISD.

3. To house grades PK-5 in all elementary school to ensure parents and students that they can enjoy six years of attending school on the same campus.

4. To reflect the ethnic balance of the school district in grades 6-12.

5. To locate schools with grades 6-12 in the same general area.

6. To minimize the alteration of high school zones.

7. To provide adequate space for school/community-based education programs.

LAMAR CONSOLIDATED ISD

ELEMENTARY SCHOOL

CAMPUS	ENROLLEMENT	BUILT CAPACITY	CAPACITY + PORTABLES
Adolphus	917	750	1,014
Arredondo	1,006	750	1,014
Austin	579	720	808
Beasley	415	370	678 (Instructional coaches, GT, Science Lab, Special Ed., SLC)
Bentley	989	750	1,014
Bowie	467	640	970 (Bilingual, SESC, SLC)
Campbell	768	720	0
Carter	847	750	882
Culver	917	750	882
Dickinson	528	750	0
Frost	912	720	852
Hubenak	1,253	750	1,498
Huggins	609	650	1,530
Hutchinson	794	750	926
Jackson	304	520	564 (SLC, 2 SESC, ECSE, 3 Resource and Inclusion)
Jane Long	556	750	0
Lindsey	884	750	926
McNeill	810	750	948
Meyer	626	750	1,058 (SLC, 2 ECSE, Dyslexia, 4 Resources, 2 content coaches, GT)
Morgan	831	750	0
Pink	512	720	786 (Project Learn, SLC)
Ray	558	640	772 (1 SLC unit, 1ECSE / Pegasus unit, 1ECSE unit)
Smith	359	600	710 (4 Special Ed., GT/PT)
Tamarron	835	750	794
Thomas	745	750	0
Travis	399	680	812 (ECSE, SLC)
Velasquez	501	750	0
Williams	392	750	0

MIDDLE SCHOOL

CAMPUS	ENROLLEMENT	BUILT CAPACITY	CAPACITY + PORTBALES
Navarro	372	600	0
Roberts	635	680	0
Ryon	486	680	644
Wertheimer	613	680	0
Wessendorff	417	680	0

JUNIOR HIGH SCHOOL

CAMPUS	ENROLLEMENT	BUILT CAPACITY	CAPACITY + PORTABLES
Briscoe	1,210	1,200	0
George	743	1,200	0
Lamar	860	1,200	0
Leaman	1,283	1,200	0
Reading	1,117	1,200	1,288
Wright	1,246	1,200	0

HIGH SCHOOL

CAMPUS	ENROLLEMENT	BUILT CAPACITY	CAPACITY + PORTABLES
Foster	2,194	2,000	0
Fulshear	2,125	2,000	0
George Ranch	2,616	2,000	2,330
Lamar	1,764	2,000	0
Randle	760	2,000	0
Terry	1,954	2,050	0

Yellow highlight denotes additional programing on the campus thus decreasing traditional classroom space.

Bold denotes portables scheduled for relocation.

**DISCUSSION AND POSSIBLE APPROVAL OF PHELAN ELEMENTARY SCHOOL
ZONING OPTIONS**

RECOMMENDATION:

That the Board of Trustees approve zoning options presented for consideration by the Attendance Boundary Committee (ABC) for Maxine Phelan Elementary School.

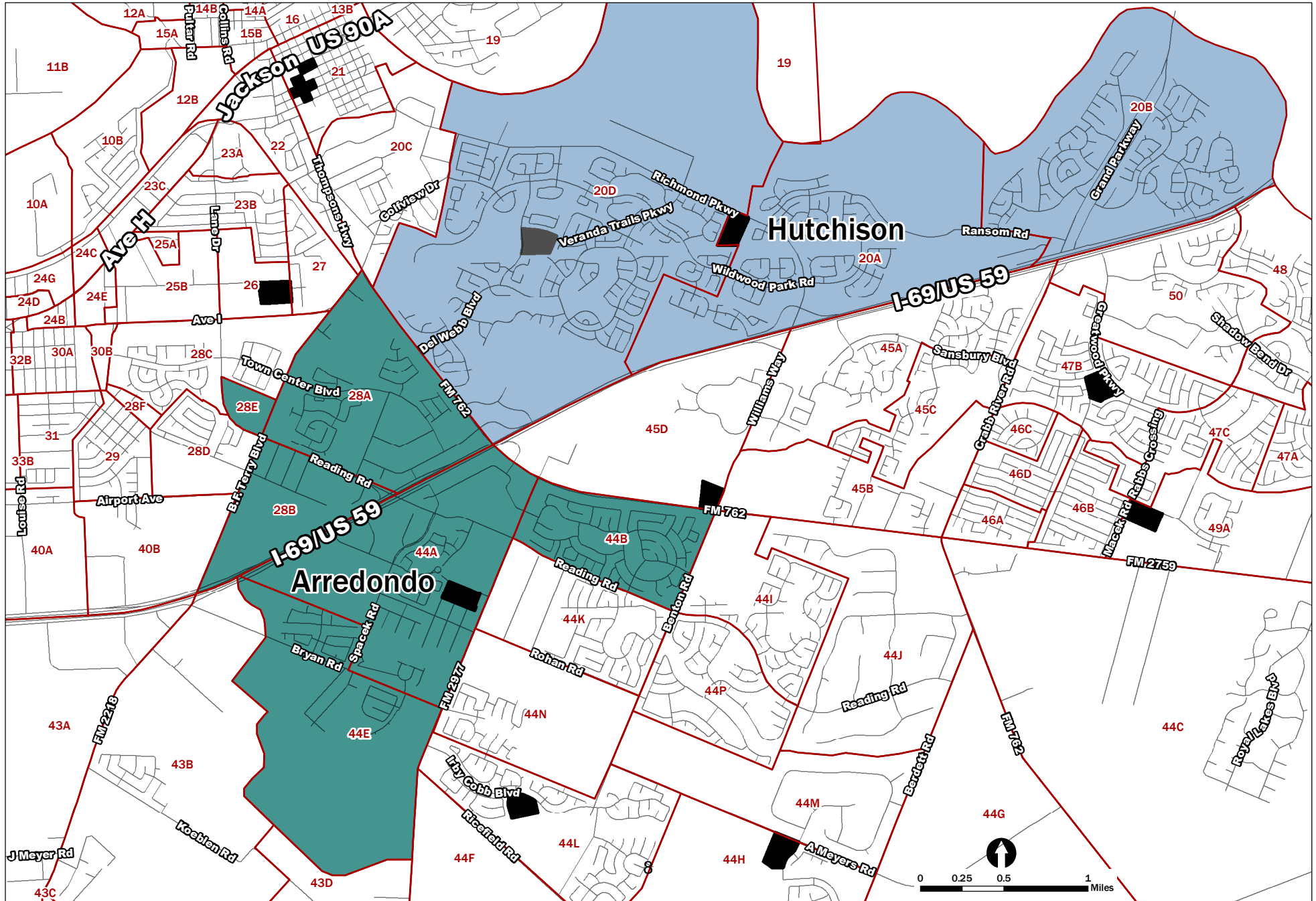
IMPACT/RATIONALE:

Maxine Phelan Elementary School will open in August of 2022. The Board of Trustees will provide options for attendance boundaries to the Attendance Boundary Committee.

Submitted by: Chris Juntti, Chief Operations Officer
Kevin McKeever, Executive Director of Facilities & Planning

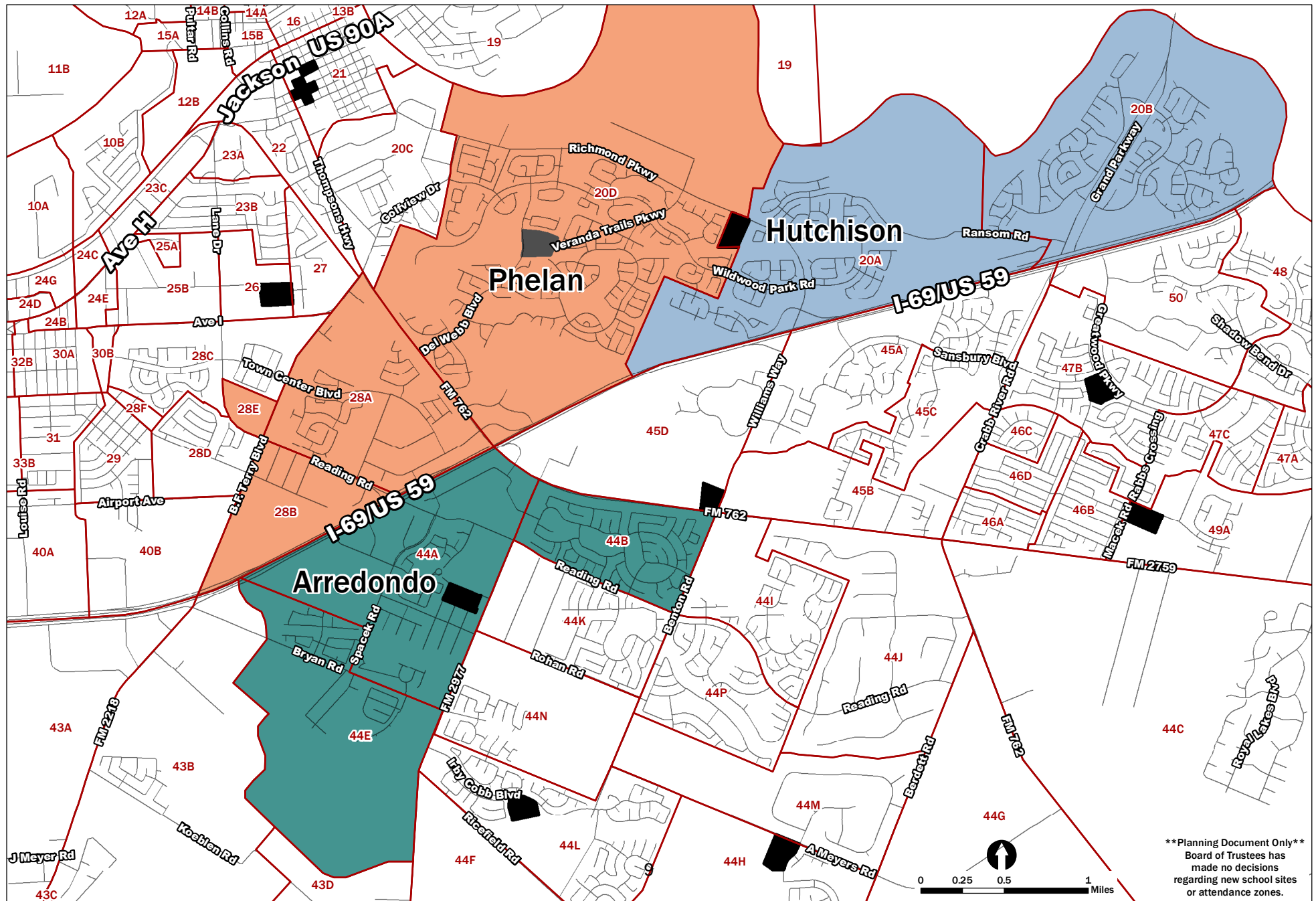
Current Elementary Attendance Zones

Lamar CISD Elementary Attendance Zone Planning



Zoning Option 1

Lamar CISD Elementary Attendance Zone Planning



Planning Document Only
Board of Trustees has made no decisions regarding new school sites or attendance zones.

Lamar CISD Attendance Zone Planning
Projected Resident Students

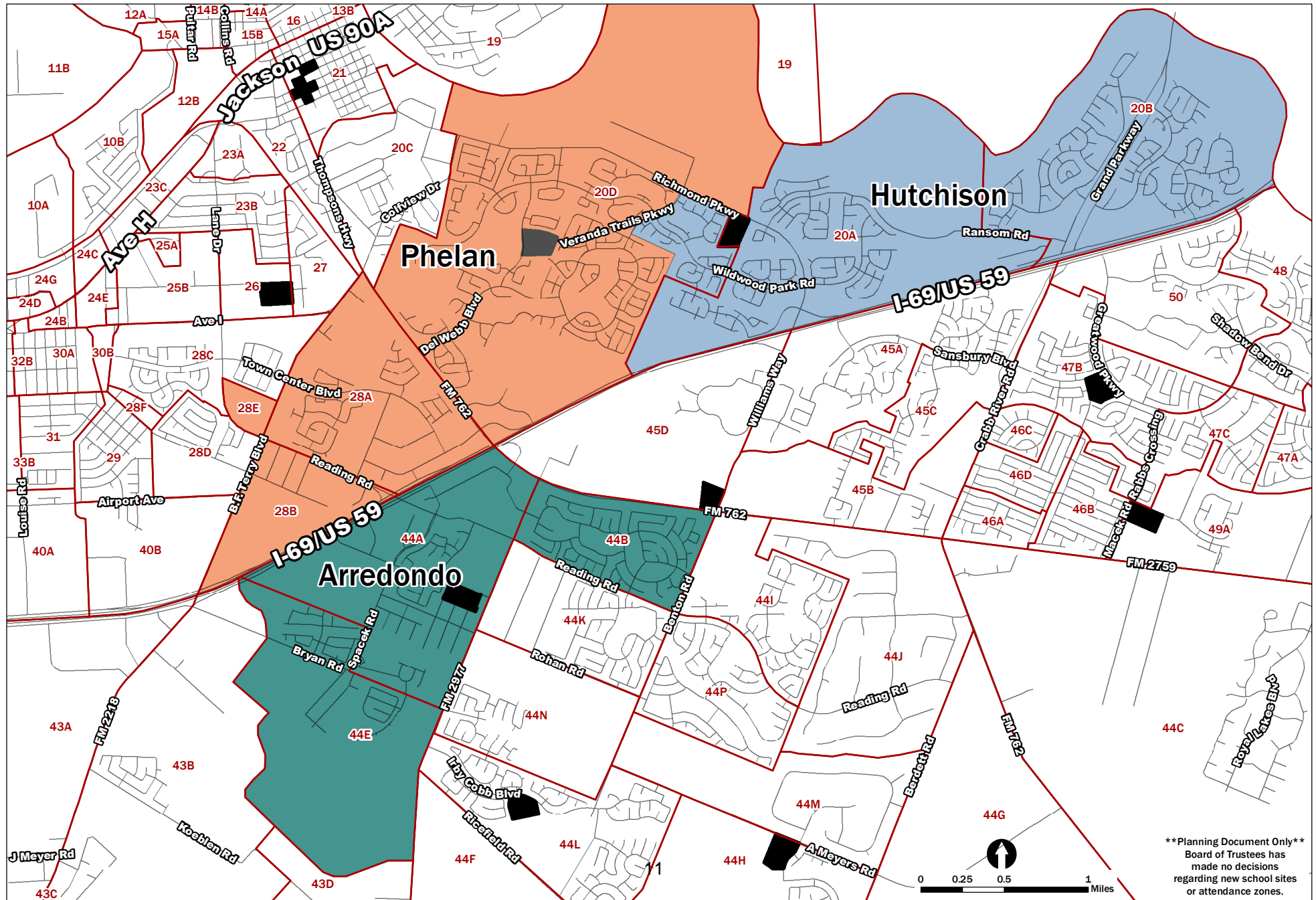


Current Zones	2022-23	2023-24	2024-25	2025-26	2026-27	2027-28	2028-29	2029-30	2030-31
Arredondo									
Students Projected	1,020	1,040	1,029	1,025	1,029	1,031	1,046	1,076	1,116
Capacity	750	750	750	750	750	750	750	750	750
Percent Utilization	136%	139%	137%	137%	137%	137%	139%	143%	149%
Student Margin	-270	-290	-279	-275	-279	-281	-296	-326	-366
Hutchison									
Students Projected	894	935	956	945	929	912	903	899	905
Capacity	750	750	750	750	750	750	750	750	750
Percent Utilization	119%	125%	127%	126%	124%	122%	120%	120%	121%
Student Margin	-144	-185	-206	-195	-179	-162	-153	-149	-155

Option 1	2022-23	2023-24	2024-25	2025-26	2026-27	2027-28	2028-29	2029-30	2030-31
Arredondo									
Students Projected	662	683	663	649	650	655	669	697	731
Capacity	750	750	750	750	750	750	750	750	750
Percent Utilization	88%	91%	88%	87%	87%	87%	89%	93%	97%
Student Margin	88	67	87	101	100	95	81	53	19
Hutchison									
Students Projected	634	633	630	610	593	575	563	555	554
Capacity	750	750	750	750	750	750	750	750	750
Percent Utilization	85%	84%	84%	81%	79%	77%	75%	74%	74%
Student Margin	116	117	120	140	157	175	187	195	196
Phelan									
Students Projected	618	659	692	711	715	713	717	723	736
Capacity	750	750	750	750	750	750	750	750	750
Percent Utilization	82%	88%	92%	95%	95%	95%	96%	96%	98%
Student Margin	132	91	58	39	35	37	33	27	14

Zoning Option 2

Lamar CISD Elementary Attendance Zone Planning



Planning Document Only
Board of Trustees has made no decisions regarding new school sites or attendance zones.

Lamar CISD Attendance Zone Planning
Projected Resident Students

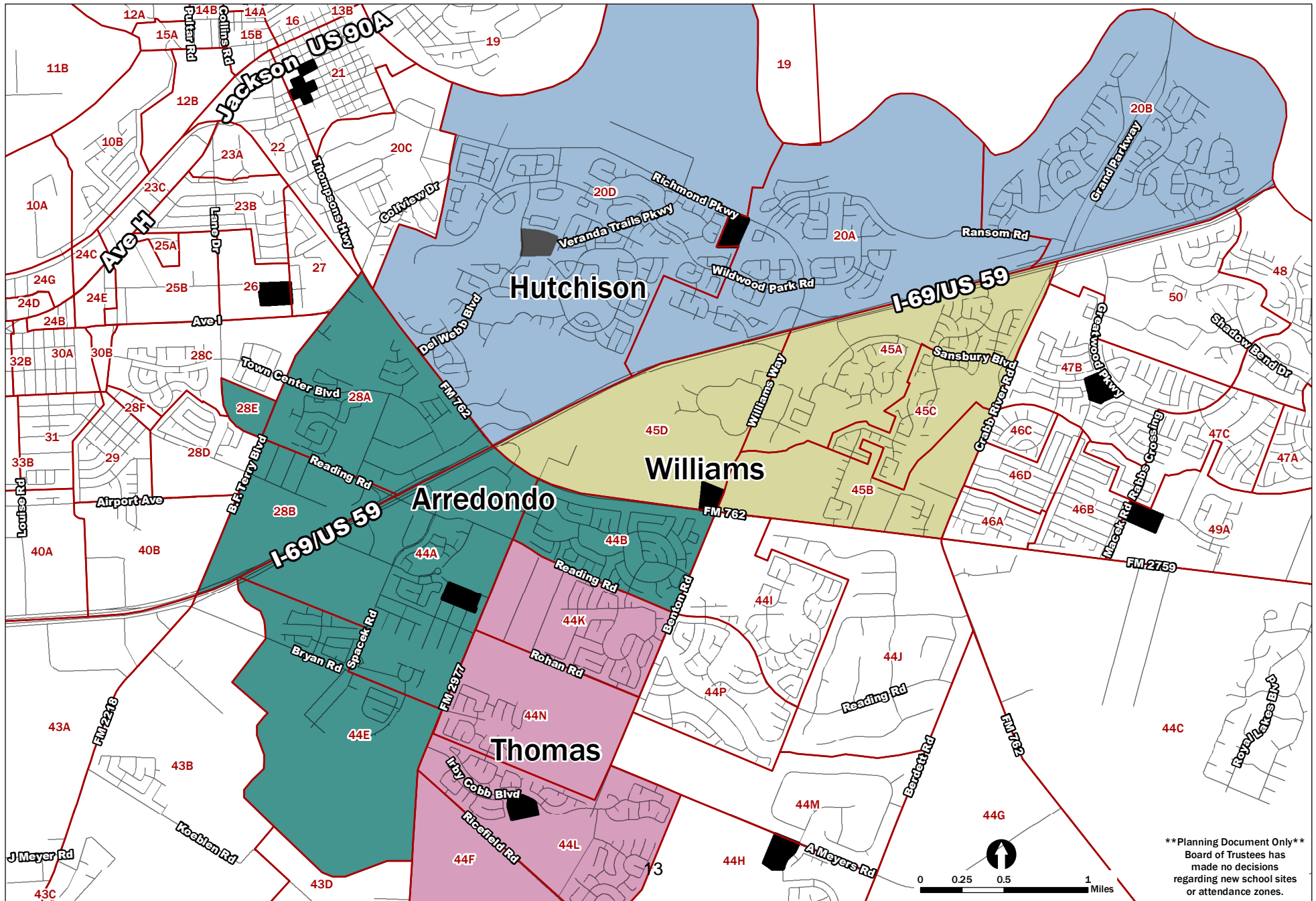


Current Zones	2022-23	2023-24	2024-25	2025-26	2026-27	2027-28	2028-29	2029-30	2030-31
Arredondo									
Students Projected	1,020	1,040	1,029	1,025	1,029	1,031	1,046	1,076	1,116
Capacity	750	750	750	750	750	750	750	750	750
Percent Utilization	136%	139%	137%	137%	137%	137%	139%	143%	149%
Student Margin	-270	-290	-279	-275	-279	-281	-296	-326	-366
Hutchison									
Students Projected	894	935	956	945	929	912	903	899	905
Capacity	750	750	750	750	750	750	750	750	750
Percent Utilization	119%	125%	127%	126%	124%	122%	120%	120%	121%
Student Margin	-144	-185	-206	-195	-179	-162	-153	-149	-155

Option 2	2022-23	2023-24	2024-25	2025-26	2026-27	2027-28	2028-29	2029-30	2030-31
Arredondo									
Students Projected	662	683	663	649	650	655	669	697	731
Capacity	750	750	750	750	750	750	750	750	750
Percent Utilization	88%	91%	88%	87%	87%	87%	89%	93%	97%
Student Margin	88	67	87	101	100	95	81	53	19
Hutchison									
Students Projected	692	698	706	691	674	656	644	636	635
Capacity	750	750	750	750	750	750	750	750	750
Percent Utilization	92%	93%	94%	92%	90%	87%	86%	85%	85%
Student Margin	58	52	44	59	76	94	106	114	115
Phelan									
Students Projected	560	594	616	630	634	632	636	642	655
Capacity	750	750	750	750	750	750	750	750	750
Percent Utilization	75%	79%	82%	84%	85%	84%	85%	86%	87%
Student Margin	190	156	134	120	116	118	114	108	95

Current Elementary Attendance Zones

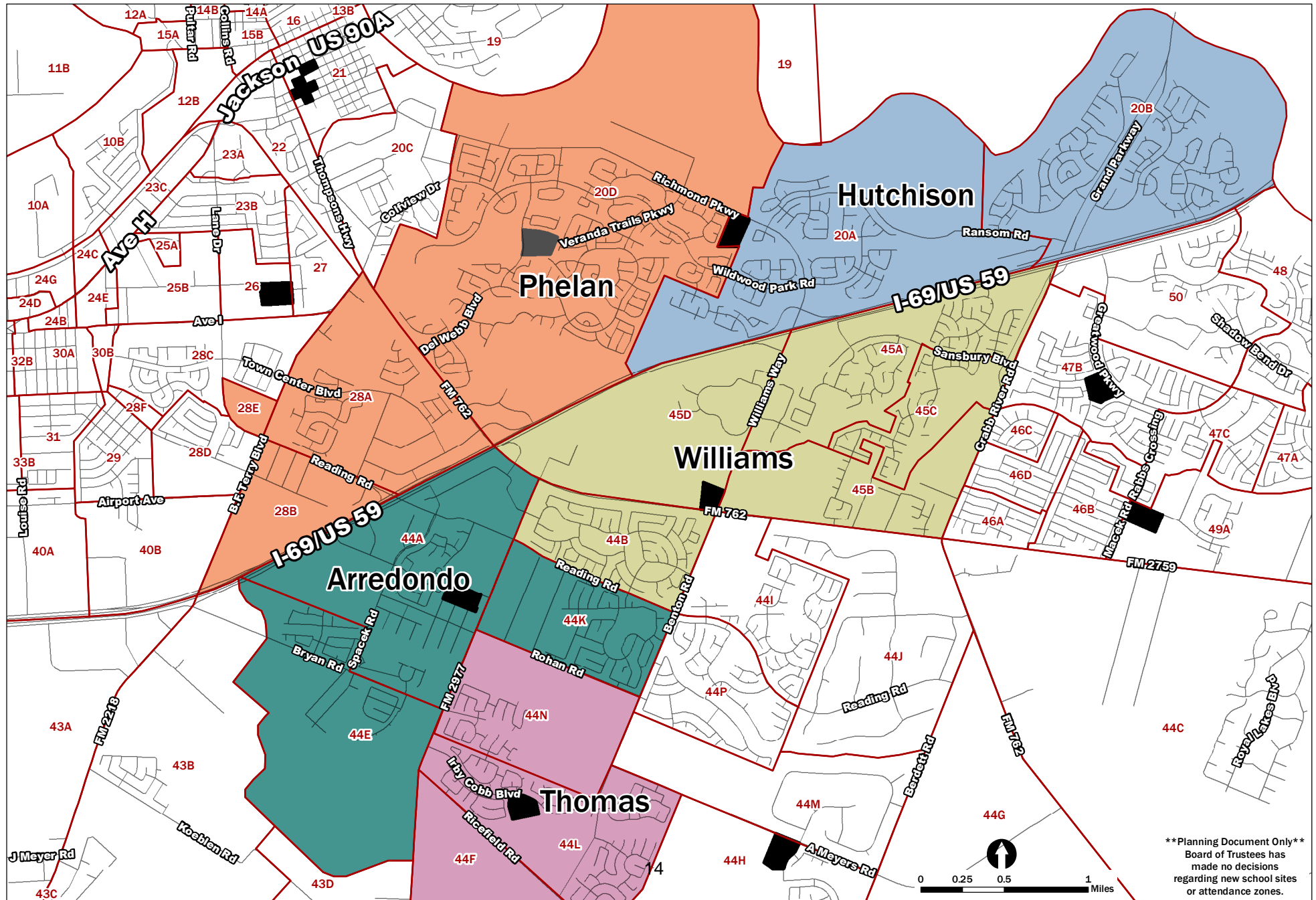
Lamar CISD Elementary Attendance Zone Planning



Planning Document Only
Board of Trustees has made no decisions regarding new school sites or attendance zones.

Zoning Option 3

Lamar CISD Elementary Attendance Zone Planning



Planning Document Only
Board of Trustees has made no decisions regarding new school sites or attendance zones.

Lamar CISD Attendance Zone Planning
Projected Resident Students

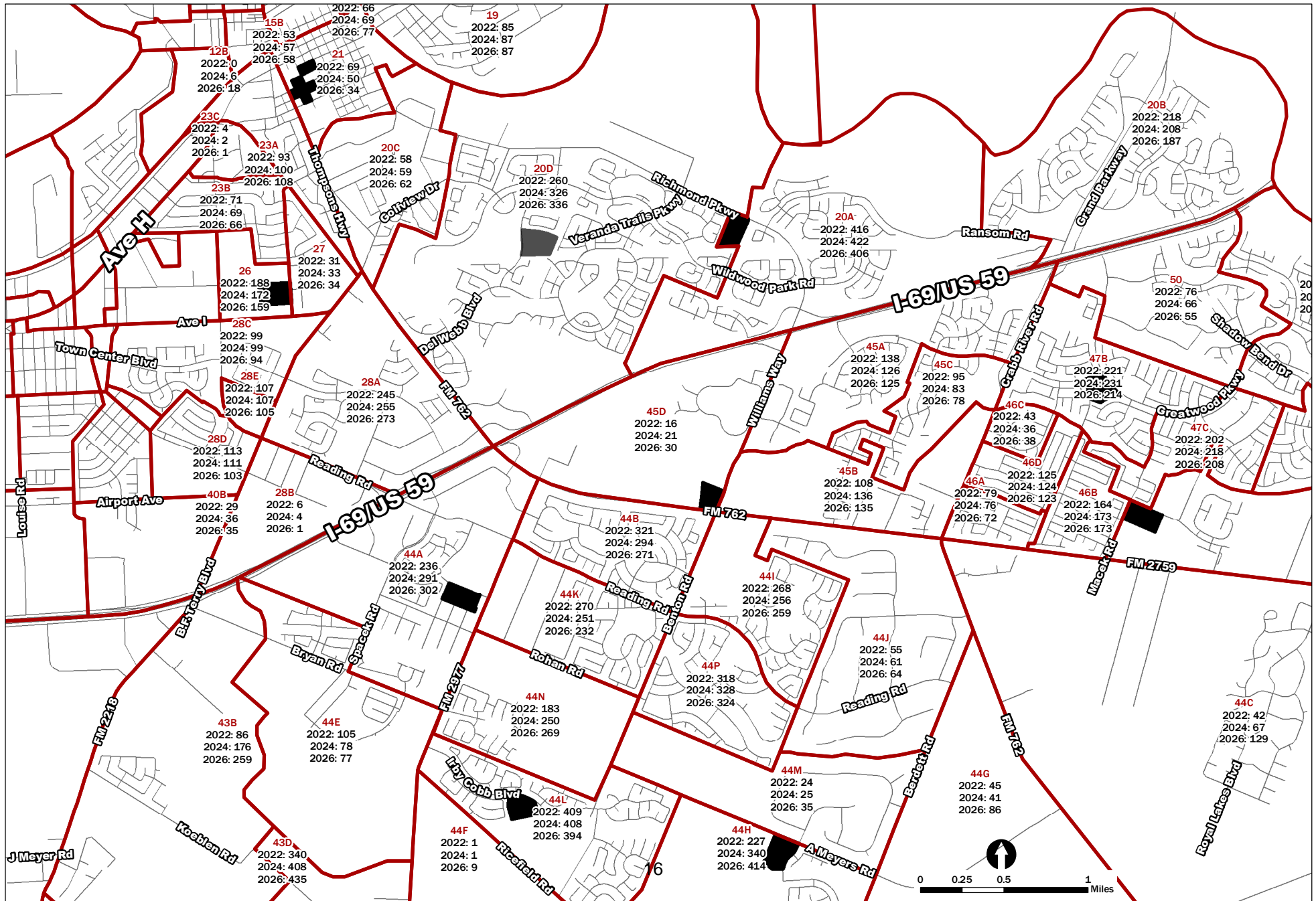


Current Zones	2022-23	2023-24	2024-25	2025-26	2026-27	2027-28	2028-29	2029-30	2030-31
Arredondo									
Students Projected	1,020	1,040	1,029	1,025	1,029	1,031	1,046	1,076	1,116
Capacity	750	750	750	750	750	750	750	750	750
Percent Utilization	136%	139%	137%	137%	137%	137%	139%	143%	149%
Student Margin	-270	-290	-279	-275	-279	-281	-296	-326	-366
Hutchison									
Students Projected	894	935	956	945	929	912	903	899	905
Capacity	750	750	750	750	750	750	750	750	750
Percent Utilization	119%	125%	127%	126%	124%	122%	120%	120%	121%
Student Margin	-144	-185	-206	-195	-179	-162	-153	-149	-155
Thomas									
Students Projected	863	909	910	904	904	910	922	951	990
Capacity	750	750	750	750	750	750	750	750	750
Percent Utilization	115%	121%	121%	121%	121%	121%	123%	127%	132%
Student Margin	-113	-159	-160	-154	-154	-160	-172	-201	-240
Williams									
Students Projected	357	355	366	363	368	378	393	418	453
Capacity	750	750	750	750	750	750	750	750	750
Percent Utilization	48%	47%	49%	48%	49%	50%	52%	56%	60%
Student Margin	393	395	384	387	382	372	357	332	297

Option 3	2022-23	2023-24	2024-25	2025-26	2026-27	2027-28	2028-29	2029-30	2030-31
Arredondo									
Students Projected	611	634	620	619	611	607	613	630	650
Capacity	750	750	750	750	750	750	750	750	750
Percent Utilization	81%	85%	83%	83%	81%	81%	82%	84%	87%
Student Margin	139	116	130	131	139	143	137	120	100
Hutchison									
Students Projected	634	633	630	610	593	575	563	555	554
Capacity	750	750	750	750	750	750	750	750	750
Percent Utilization	85%	84%	84%	81%	79%	77%	75%	74%	74%
Student Margin	116	117	120	140	157	175	187	195	196
Phelan									
Students Projected	618	659	692	711	715	713	717	723	736
Capacity	750	750	750	750	750	750	750	750	750
Percent Utilization	82%	88%	92%	95%	95%	95%	96%	96%	98%
Student Margin	132	91	58	39	35	37	33	27	14
Thomas									
Students Projected	593	649	659	659	672	691	713	750	797
Capacity	750	750	750	750	750	750	750	750	750
Percent Utilization	79%	87%	88%	88%	90%	92%	95%	100%	106%
Student Margin	157	101	91	91	78	59	37	0	-47
Williams									
Students Projected	678	664	660	638	639	645	658	686	727
Capacity	750	750	750	750	750	750	750	750	750
Percent Utilization	90%	89%	88%	85%	85%	86%	88%	91%	97%
Student Margin	72	86	90	112	111	105	92	64	23


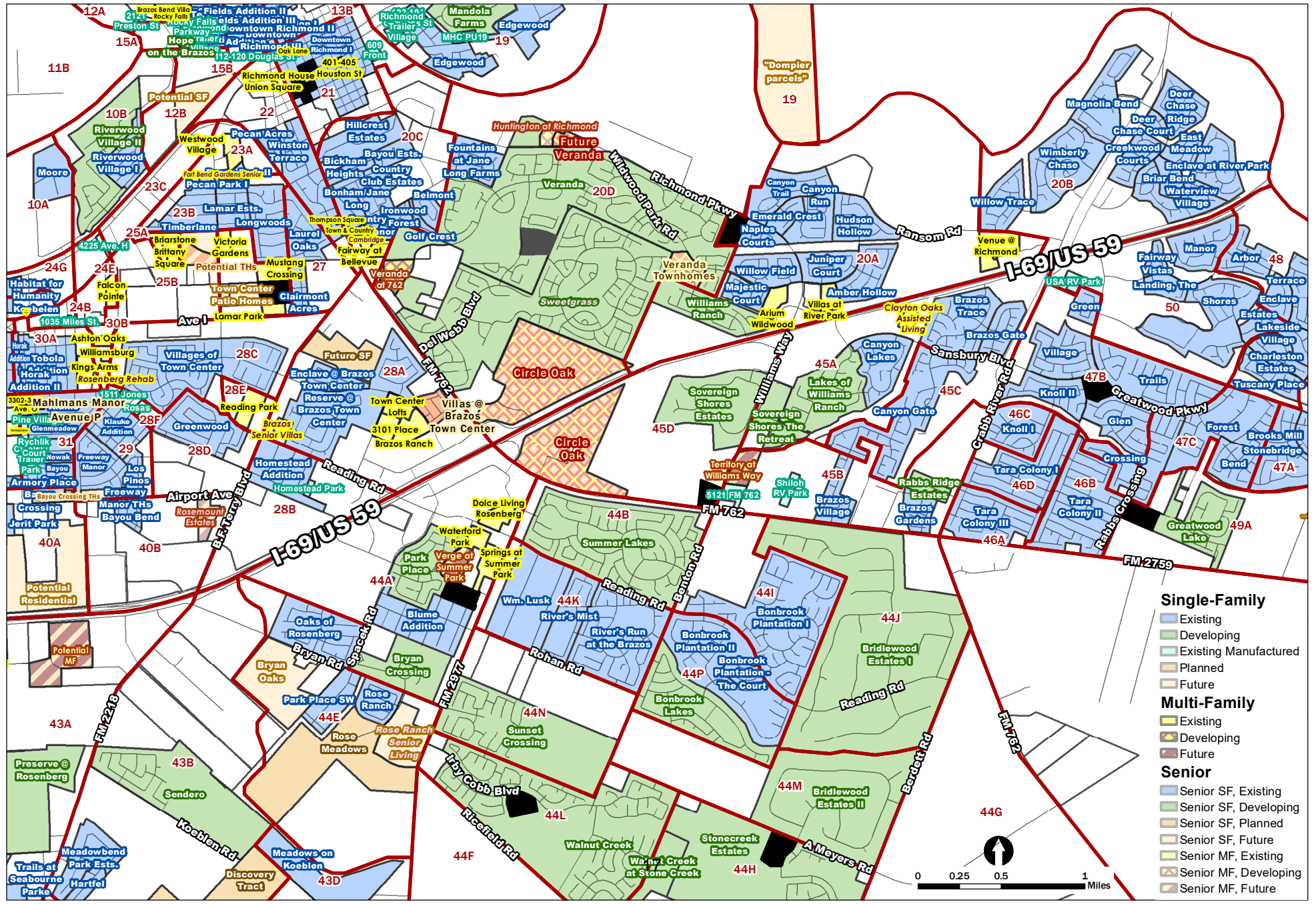
Projected Elementary Students by Planning Unit

Lamar CISD Elementary Attendance Zone Planning



Subdivisions and Apartments

Lamar CISD Elementary Attendance Zone Planning



Discussion and Possible approval of Phelan Elementary School zoning options

Impacted Single- Member Districts:

District 5 Jon Welch

District 6 Joe Hubenak

UPDATED

DISCUSSION AND POSSIBLE APPROVAL OF BEASLEY ELEMENTARY SCHOOL AND BOWIE ELEMENTARY SCHOOL ATTENDANCE BOUNDARY RECOMMENDED CHANGE

RECOMMENDATION:

That the Board of Trustees consider the change in attendance boundaries that would affect Beasley Elementary School and Bowie Elementary School.

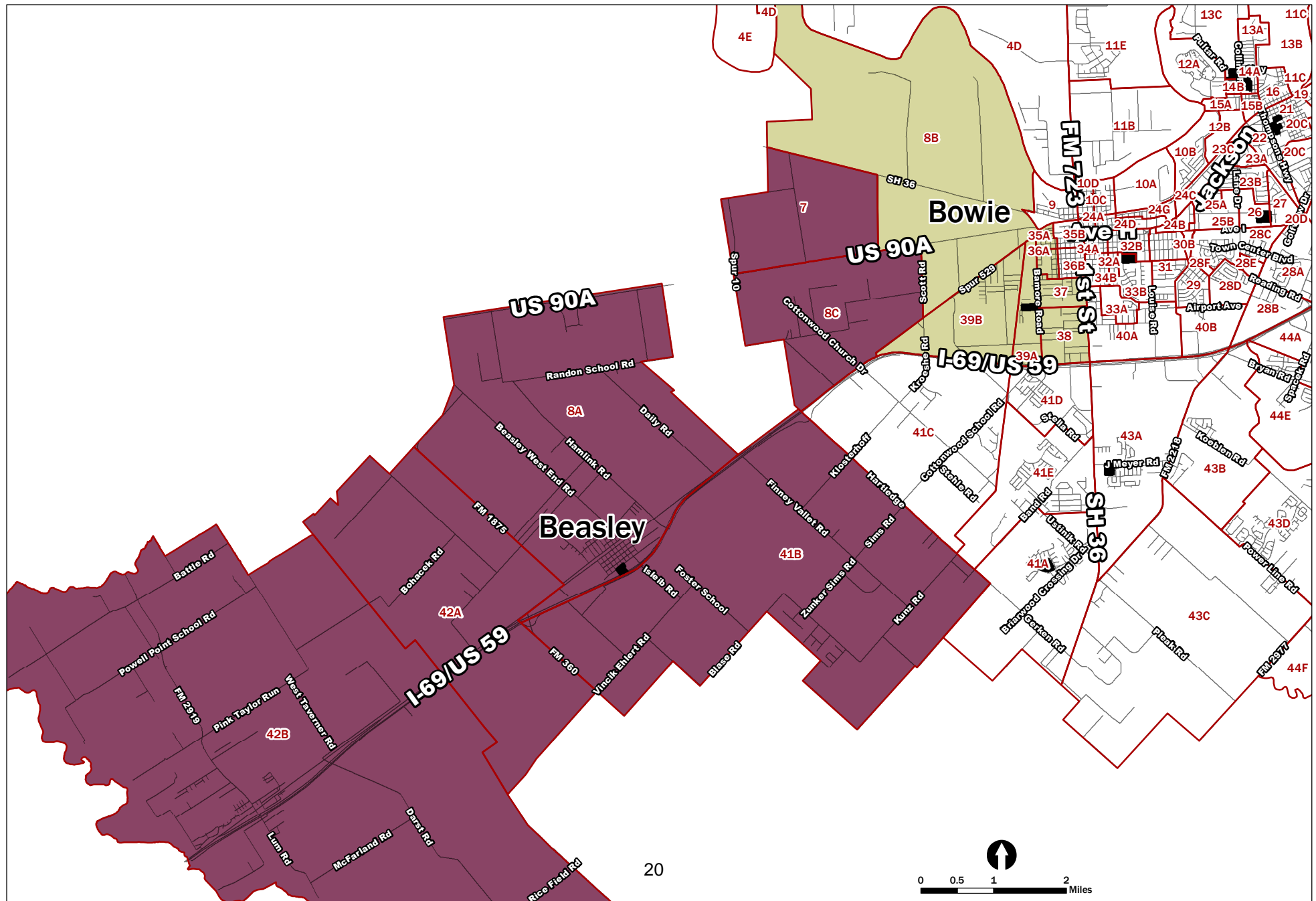
IMPACT/RATIONALE:

Given projected enrollment trends at Beasley Elementary School and Bowie Elementary School a shift in attendance boundaries is proposed.

Submitted by: Chris Juntti, Chief Operations Officer
Kevin McKeever, Executive Director of Facilities & Planning

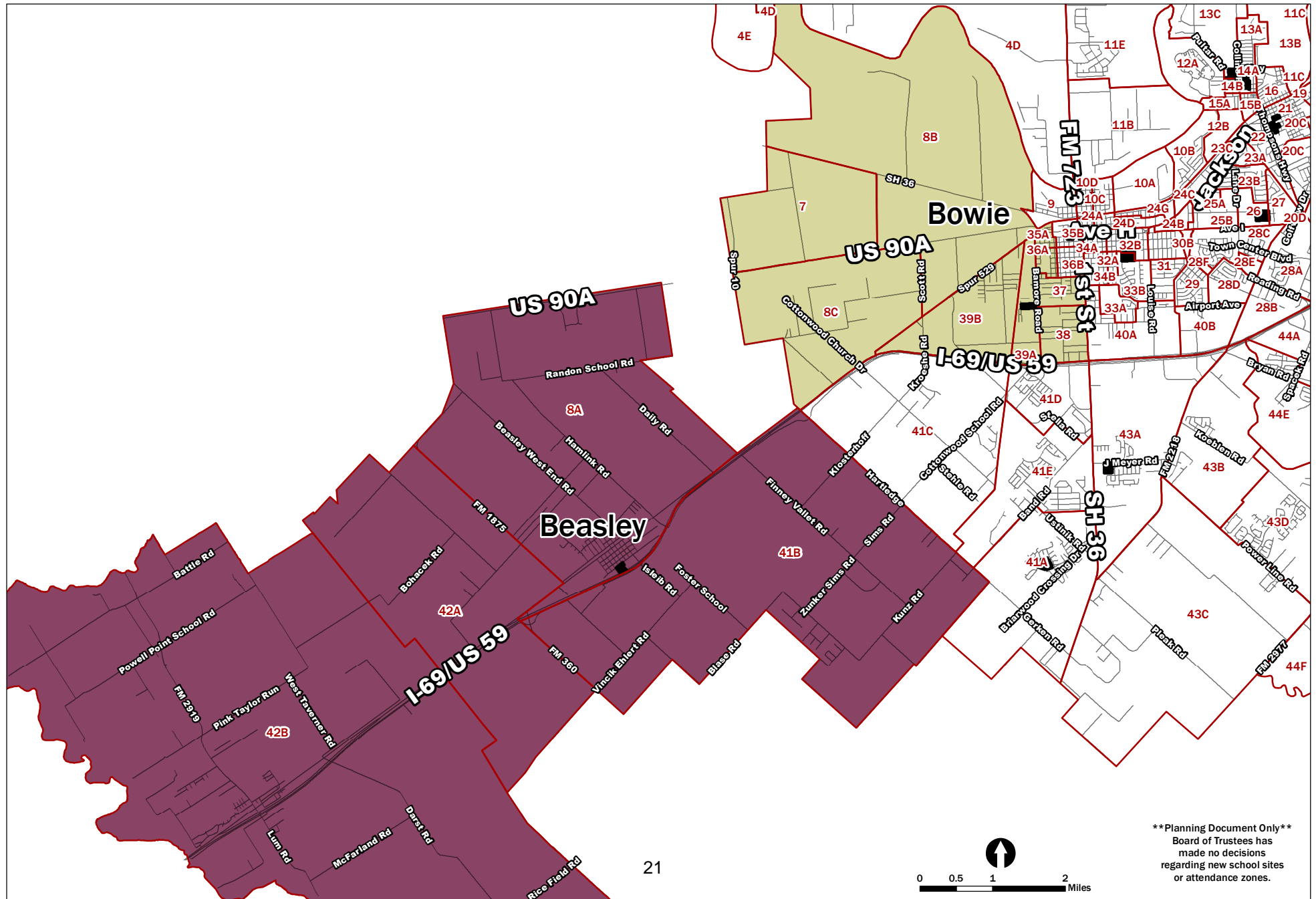
Current Elementary Attendance Zones

Lamar CISD Elementary Attendance Zone Planning



Zoning Option A

Lamar CISD Elementary Attendance Zone Planning



Lamar CISD Attendance Zone Planning
Projected Resident Students



Current Zones	2022-23	2023-24	2024-25	2025-26	2026-27	2027-28	2028-29	2029-30	2030-31
Beasley									
Students Projected	457	491	515	544	563	595	646	709	780
Capacity	370	370	370	370	370	370	370	370	370
Percent Utilization	124%	133%	139%	147%	152%	161%	175%	192%	211%
Student Margin	-87	-121	-145	-174	-193	-225	-276	-339	-410
Bowie									
Students Projected	450	430	388	382	366	352	344	346	354
Capacity	640	640	640	640	640	640	640	640	640
Percent Utilization	70%	67%	61%	60%	57%	55%	54%	54%	55%
Student Margin	190	210	252	258	274	288	296	294	286

Option A	2022-23	2023-24	2024-25	2025-26	2026-27	2027-28	2028-29	2029-30	2030-31
Beasley									
Students Projected	373	409	435	465	479	500	531	572	619
Capacity	370	370	370	370	370	370	370	370	370
Percent Utilization	101%	111%	118%	126%	129%	135%	144%	155%	167%
Student Margin	-3	-39	-65	-95	-109	-130	-161	-202	-249
Bowie									
Students Projected	534	512	468	461	450	447	459	483	515
Capacity	640	640	640	640	640	640	640	640	640
Percent Utilization	83%	80%	73%	72%	70%	70%	72%	75%	80%
Student Margin	106	128	172	179	190	193	181	157	125

Projected Elementary Students by Planning Unit

Lamar CISD Elementary Attendance Zone Planning

